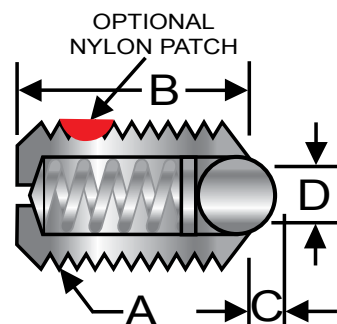


Ball Plunger Steel



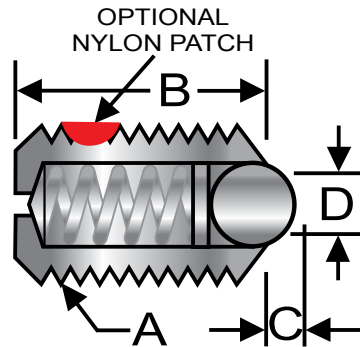
Steel, Inch

Steel Nose P/N	Nylon Nose P/N	Thread (A)	Body Length (B)	Exposed Length (C)	Ball Dia. (D)	End Force (lbs)	
						Start	Final
SW10-11B	SWN10-11B	4-48	0.187	0.020	0.062	0.125	0.5
SW10-12B	SWN10-12B	5-40	0.250	0.020	0.062	0.25	0.75
SW10-1B	SWN10-1B	6-40	0.312	0.023	0.078	0.5	1.0
SW10-22B	SWN10-22B	8-32	0.344	0.025	0.094	0.5	1.25
SW10-2B	SWN10-2B	8-36	0.344	0.025	0.094	0.5	1.25
SW10-3B	SWN10-3B	10-32	0.513	0.025	0.094	1.5	3.0
SW10-3BL	SWN10-3BL	10-32	0.513	0.025	0.094	0.5	1.5
SW10-3BH	SWN10-3BH	10-32	0.513	0.025	0.094	2.0	5.0
SW10-4B	SWN10-4B	1/4-20	0.531	0.035	0.125	3.0	7.0
SW10-4BL	SWN10-4BL	1/4-20	0.531	0.035	0.125	2.0	4.0
SW10-4BH	SWN10-4BH	1/4-20	0.531	0.035	0.125	4.0	12.0
SW10-5B	SWN10-5B	5/16-18	0.578	0.040	0.156	4.0	9.0
SW10-5BL	SWN10-5BL	5/16-18	0.578	0.040	0.156	2.0	4.5
SW10-5BH	SWN10-5BH	5/16-18	0.578	0.040	0.156	6.0	17.0
SW10-6B	SWN10-6B	3/8-16	0.625	0.048	0.188	5.0	10.0
SW10-6BL	SWN10-6BL	3/8-16	0.625	0.048	0.188	2.5	5.0
SW10-6BH	SWN10-6BH	3/8-16	0.625	0.048	0.188	6.0	21.0
SW10-8B	SWN10-8B	1/2-13	0.750	0.072	0.281	6.0	12.0
SW10-8BL	SWN10-8BL	1/2-13	0.750	0.072	0.281	3.0	6.0
SW10-8BH	SWN10-8BH	1/2-13	0.750	0.072	0.281	6.0	30.0
SW10-10B	SWN10-10B	5/8-11	0.984	0.096	0.375	9.0	18.0
SW10-10BL	SWN10-10BL	5/8-11	0.984	0.096	0.375	4.5	9.0
SW10-10BH	SWN10-10BH	5/8-11	0.984	0.096	0.375	7.0	50.0

Add "P" to end of part number for optional nylon patch. Do not use the nylon patch if threading into soft material such as aluminum. Add "PT" for nylon pellet.

Ball Plunger

303 Stainless



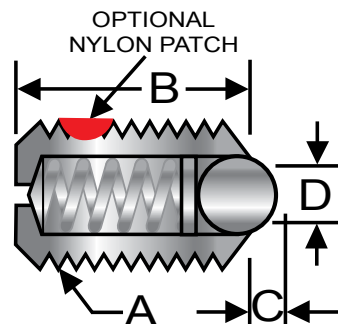
303 Stainless, Inch

Stainless Nose P/N	Nylon Nose P/N	Thread (A)	Body Length (B)	Exposed Length (C)	Ball Dia. (D)	End Force (lbs)	
						Start	Final
SSW10-11B	SSWN10-11B	4-48	0.187	0.020	0.062	0.125	0.5
SSW10-12B	SSWN10-12B	5-40	0.250	0.020	0.062	0.25	0.75
SSW10-1B	SSWN10-1B	6-40	0.312	0.023	0.078	0.5	1.0
SSW10-22B	SSWN10-22B	8-32	0.344	0.025	0.094	0.5	1.25
SSW10-2B	SSWN10-2B	8-36	0.344	0.025	0.094	0.5	1.25
SSW10-3B	SSWN10-3B	10-32	0.513	0.025	0.094	1.5	3.0
SSW10-3BL	SSWN10-3BL	10-32	0.513	0.025	0.094	0.5	1.5
SSW10-3BH	SSWN10-3BH	10-32	0.513	0.025	0.094	2.0	5.0
SSW10-4B	SSWN10-4B	1/4-20	0.531	0.035	0.125	3.0	7.0
SSW10-4BL	SSWN10-4BL	1/4-20	0.531	0.035	0.125	2.0	4.0
SSW10-4BH	SSWN10-4BH	1/4-20	0.531	0.035	0.125	4.0	12.0
SSW10-5B	SSWN10-5B	5/16-18	0.578	0.040	0.156	4.0	9.0
SSW10-5BL	SSWN10-5BL	5/16-18	0.578	0.040	0.156	2.0	4.5
SSW10-5BH	SSWN10-5BH	5/16-18	0.578	0.040	0.156	6.0	17.0
SSW10-6B	SSWN10-6B	3/8-16	0.625	0.048	0.188	5.0	10.0
SSW10-6BL	SSWN10-6BL	3/8-16	0.625	0.048	0.188	2.5	5.0
SSW10-6BH	SSWN10-6BH	3/8-16	0.625	0.048	0.188	6.0	21.0
SSW10-8B	SSWN10-8B	1/2-13	0.750	0.072	0.281	6.0	12.0
SSW10-8BL	SSWN10-8BL	1/2-13	0.750	0.072	0.281	3.0	6.0
SSW10-8BH	SSWN10-8BH	1/2-13	0.750	0.072	0.281	6.0	30.0
SSW10-10B	SSWN10-10B	5/8-11	0.984	0.096	0.375	9.0	18.0
SSW10-10BL	SSWN10-10BL	5/8-11	0.984	0.096	0.375	4.5	9.0
SSW10-10BH	SSWN10-10BH	5/8-11	0.984	0.096	0.375	7.0	50.0

Add "P" to end of part number for optional nylon patch. Do not use the nylon patch if threading into soft material such as aluminum. Add "PT" for nylon pellet.

Ball Plunger

Brass & 316 Stainless



Brass & 316 Stainless, Inch

Brass P/N	316 Stainless P/N	Thread (A)	Body Length (B)	Exposed Length (C)	Ball Dia. (D)	End Force (lbs)	
						Start	Final
SWB10-11B	SSW10-11B-316	4-48	0.187	0.020	0.062	0.125	0.5
SWB10-12B	SSW10-12B-316	5-40	0.250	0.020	0.062	0.25	0.75
SWB10-1B	SSW10-1B-316	6-40	0.312	0.023	0.078	0.5	1.0
SWB10-22B	SSW10-22B-316	8-32	0.344	0.025	0.094	0.5	1.25
SWB10-2B	SSW10-2B-316	8-36	0.344	0.025	0.094	0.5	1.25
SWB10-3B	SSW10-3B-316	10-32	0.513	0.025	0.094	1.5	3.0
SWB10-3BL	SSW10-3BL-316	10-32	0.513	0.025	0.094	0.5	1.5
SWB10-3BH	SSW10-3BH-316	10-32	0.513	0.025	0.094	2.0	5.0
SWB10-4B	SSW10-4B-316	1/4-20	0.531	0.035	0.125	3.0	7.0
SWB10-4BL	SSW10-4BL-316	1/4-20	0.531	0.035	0.125	2.0	4.0
SWB10-4BH	SSW10-4BH-316	1/4-20	0.531	0.035	0.125	4.0	12.0
SWB10-5B	SSW10-5B-316	5/16-18	0.578	0.040	0.156	4.0	9.0
SWB10-5BL	SSW10-5BL-316	5/16-18	0.578	0.040	0.156	2.0	4.5
SWB10-5BH	SSW10-5BH-316	5/16-18	0.578	0.040	0.156	6.0	17.0
SWB10-6B	SSW10-6B-316	3/8-16	0.625	0.048	0.188	5.0	10.0
SWB10-6BL	SSW10-6BL-316	3/8-16	0.625	0.048	0.188	2.5	5.0
SWB10-6BH	SSW10-6BH-316	3/8-16	0.625	0.048	0.188	6.0	21.0
SWB10-8B	SSW10-8B-316	1/2-13	0.750	0.072	0.281	6.0	12.0
SWB10-8BL	SSW10-8BL-316	1/2-13	0.750	0.072	0.281	3.0	6.0
SWB10-8BH	SSW10-8BH-316	1/2-13	0.750	0.072	0.281	6.0	30.0
SWB10-10B	SSW10-10B-316	5/8-11	0.984	0.096	0.375	9.0	18.0
SWB10-10BL	SSW10-10BL-316	5/8-11	0.984	0.096	0.375	4.5	9.0
SWB10-10BH	SSW10-10BH-316	5/8-11	0.984	0.096	0.375	7.0	50.0

Add "P" to end of part number for optional nylon patch. Do not use the nylon patch if threading into soft material such as aluminum. Add "PT" for nylon pellet.

