

SnapLock™ Leveling Mounts

Patent# 6520459

The patented SnapLock™ feature on our Level-It™ leveler locks the anti-skid elastomer pad onto the base, making it a much more stable assembly than the traditional glued-on rubber pad. This feature is especially important for equipment that is frequently moved since the pad will not peel off if the leveler is dragged across the floor. This design is available on all Level-It™ styles with a metal base, from 1" through 3" base diameters, including the non-swivel Level-It™ mounts.



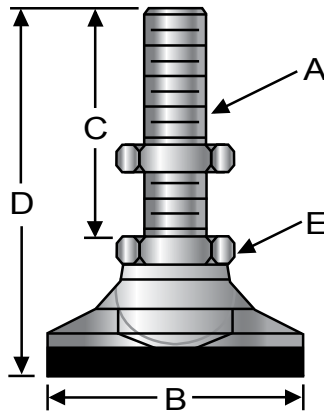
Specifications:

- Low carbon steel with yellow zinc plating or 303 stainless steel
- One-piece machined stud
- Non-skid elastomer pad
- Inch and metric sizes
- Mounts with studs furnished with jam nut

Standard Options:

- Clear zinc, nickel plating or black oxide finish

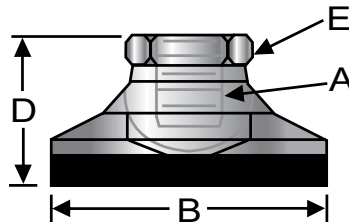
SnapLock™



Patent# 6520459

SnapLock™ Stud Style, Inch

Steel P/N	303 Stainless P/N	Thread (A)	Base Dia (B)	Thread Length (C)	Total Height (D)	Hex Size (E)	Max Load (lbs)	Ship Wt. (lbs)
SL-0B	SSL-0B	1/4-20	1	1 1/4	1 15/16	1/2	750	0.10
SL-0BA	SSL-0BA	1/4-20	1	2 1/2	3 3/16	1/2	750	0.12
SLF-0B	SSLF-0B	1/4-28	1	1 1/4	1 15/16	1/2	580	0.10
SL-100B	SSL-100B	5/16-18	1 1/4	2	2 7/8	5/8	1875	0.22
SL-100BA	SSL-100BA	5/16-18	1 1/4	4	4 7/8	5/8	1875	0.26
SL-1B	SSL-1B	3/8-16	1 1/4	2	2 7/8	5/8	2800	0.22
SL-1BA	SSL-1BA	3/8-16	1 1/4	4	4 7/8	5/8	2800	0.26
SLF-1B	SSLF-1B	3/8-24	1 1/4	2	2 7/8	5/8	2475	0.22
SL-2B	SSL-2B	1/2-13	1 7/8	2	3 1/8	3/4	3750	0.48
SL-2BA	SSL-2BA	1/2-13	1 7/8	4	5 1/8	3/4	3750	0.58
SLF-2B	SSLF-2B	1/2-20	1 7/8	2	3 1/8	3/4	3000	0.48
SL-3B	SSL-3B	5/8-11	2 1/2	2	3 1/4	7/8	4500	1.06
SL-3BA	SSL-3BA	5/8-11	2 1/2	4	5 1/4	7/8	4500	1.12
SLF-3B	SSLF-3B	5/8-18	2 1/2	2	3 1/4	7/8	3750	1.06
SL-4B	SSL-4B	3/4-10	3	2	3 1/2	1-1/16	5550	1.70
SL-4BA	SSL-4BA	3/4-10	3	4	5 1/2	1-1/16	5550	1.90
SLF-4B	SSLF-4B	3/4-16	3	2	3 1/2	1-1/16	4650	1.70

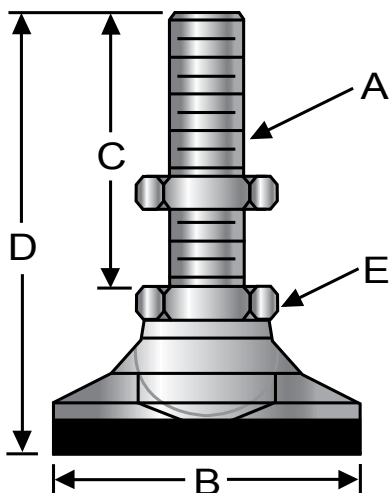


Patent# 6520459

SnapLock™ Tapped Style, Inch

Steel P/N	303 Stainless P/N	Thread (A)	Base Dia (B)	Total Height (D)	Hex Size (E)	Max Load (lbs)	Ship Wt. (lbs)
SL-0T	SSL-0T	1/4-20	1	11/16	1/2	750	0.08
SLF-0T	SSLF-0T	1/4-28	1	11/16	1/2	750	0.08
SL-100T	SSL-100T	5/16-18	1 1/4	7/8	5/8	1875	0.12
SL-1T	SSL-1T	3/8-16	1 1/4	7/8	5/8	2800	0.14
SLF-1T	SSLF-1T	3/8-24	1 1/4	7/8	5/8	2475	0.14
SL-2T	SSL-2T	1/2-13	1 7/8	1 1/8	3/4	3750	0.34
SLF-2T	SSLF-2T	1/2-20	1 7/8	1 1/8	3/4	3000	0.34
SL-3T	SSL-3T	5/8-11	2 1/2	1 1/4	7/8	4500	0.78
SLF-3T	SSLF-3T	5/8-18	2 1/2	1 1/4	7/8	3750	0.78
SL-4T	SSL-4T	3/4-10	3	1 1/2	1-1/16	5550	1.30
SLF-4T	SSLF-4T	3/4-16	3	1 1/2	1-1/16	4650	1.30

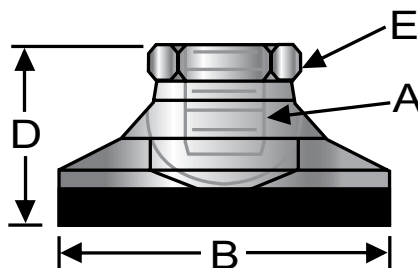
SnapLock™



Patent# 6520459

SnapLock™ Stud Style, Metric

Steel P/N	303 Stainless P/N	Thread (A)	Base Dia (B)	Thread Length (C)	Total Height (D)	Hex Size (E)	Max Load (kg)	Ship Wt. (lbs)
MSL-0B	MSSL-0B	M8	25	32	49	12	340	0.10
MSL-1B	MSSL-1B	M10	32	51	73	16	1270	0.22
MSL-2B	MSSL-2B	M12	48	51	79	20	1700	0.48
MSL-3B	MSSL-3B	M16	64	51	83	22	2045	1.06
MSL-4B	MSSL-4B	M20	76	51	89	27	2520	1.70



Patent# 6520459

SnapLock™ Tapped Style, Metric

Steel P/N	303 Stainless P/N	Thread (A)	Base Dia (B)	Total Height (D)	Hex Size (E)	Max Load (kg)	Ship Wt. (lbs)
MSL-0T	MSSL-0T	M8	25	17	12	340	0.08
MSL-1T	MSSL-1T	M10	32	22	16	1270	0.14
MSL-2T	MSSL-2T	M12	48	29	20	1700	0.34
MSL-3T	MSSL-3T	M16	64	32	22	2045	0.78
MSL-4T	MSSL-4T	M20	76	38	27	2520	1.30