



Opti-Core® Fiber Optic Distribution Cable

- Used in intrabuilding backbone, building backbone, and horizontal installations for riser (OFNR), plenum (OFNP), and general-purpose environments
- Available in 6, 12, and 24-fiber counts in a “single jacket” design, and in 36, 48, 72, 96 and 144-fiber counts in a “subunit” design
- Multimode (OM4, OM3, OM2, and OM1) and singlemode (OS1/OS2) fiber available
- Sheath markings provide positive identification, quality traceability, and length verification

- Cable design and flexible buffer tubes allow for quick breakout and ease of routing
- 900µm standards-based color-coded buffer coating protects fibers during handling and allows for easy identification and stripping
- Opti-Core® 10Gig™ Fiber Optic Cable is designed to support network transmission speeds up to 10 Gb/s for link lengths up to 300 meters for OM3 and up to 550 meters for OM4 with an 850nm source per IEEE 802.3ae 10 GbE standard; backward compatible for use with all 50/125µm system requirements



FODRZ06Y



FSDR606Y



FSDR948Y

Part Number	Part Description	Fiber Count*	Color
-------------	------------------	--------------	-------

Opti-Core® Riser Distribution Cable (OFNR) – Multimode

FODRZ06Y	6-fiber 10Gig™ 50/125µm (OM4) multimode riser rated distribution cable.	6	Aqua
FODRZ12Y	12-fiber 10Gig™ 50/125µm (OM4) multimode riser rated distribution cable.	12	Aqua
FODRZ24Y	24-fiber 10Gig™ 50/125µm (OM4) multimode riser rated distribution cable.	24	Aqua
FODRZ36Y	36-fiber 10Gig™ 50/125µm (OM4) multimode riser rated distribution cable; six subunits of six fibers each.	36	Aqua
FODRX06Y	6-fiber 10Gig™ 50/125µm (OM3) multimode riser rated distribution cable.	6	Aqua
FODRX12Y	12-fiber 10Gig™ 50/125µm (OM3) multimode riser rated distribution cable.	12	Aqua
FODRX24Y	24-fiber 10Gig™ 50/125µm (OM3) multimode riser rated distribution cable.	24	Aqua
FODRX36Y	36-fiber 10Gig™ 50/125µm (OM3) multimode riser rated distribution cable; six subunits of six fibers each.	36	Aqua
FSDR506Y	6-fiber 50/125µm (OM2) multimode riser rated distribution cable.	6	Orange
FSDR512Y	12-fiber 50/125µm (OM2) multimode riser rated distribution cable.	12	Orange
FSDR524Y	24-fiber 50/125µm (OM2) multimode riser rated distribution cable.	24	Orange
FSDR536Y	36-fiber 50/125µm (OM2) multimode riser rated distribution cable; six subunits of six fibers each.	36	Orange
FSDR606Y	6-fiber 62.5/125µm (OM1) multimode riser rated distribution cable.	6	Orange
FSDR612Y	12-fiber 62.5/125µm (OM1) multimode riser rated distribution cable.	12	Orange
FSDR624Y	24-fiber 62.5/125µm (OM1) multimode riser rated distribution cable.	24	Orange
FSDR636Y	36-fiber 62.5/125µm (OM1) multimode riser rated distribution cable; six subunits of six fibers each.	36	Orange

Opti-Core® Riser Distribution Cable (OFNR) – Singlemode

FSDR906Y	6-fiber 9/125µm (OS1/OS2) singlemode riser rated distribution cable.	6	Yellow
FSDR912Y	12-fiber 9/125µm (OS1/OS2) singlemode riser rated distribution cable.	12	Yellow
FSDR924Y	24-fiber 9/125µm (OS1/OS2) singlemode riser rated distribution cable.	24	Yellow
FSDR936Y	36-fiber 9/125µm (OS1/OS2) singlemode riser rated distribution cable; six subunits of six fibers each.	36	Yellow

*For fiber counts greater than 36-fibers, replace 36 in part number with desired fiber count: 48, 72, 96, or 1A (for 144-fibers).

Contact Customer Service for minimum order quantities, availability, and additional product configurations. Options include fiber counts, jacket colors, hybrid constructions (multiple fiber types within a single cable), flame ratings, subunit counts, armoring, premium optical performance grades and ribbonized constructions.





Opti-Core® Fiber Optic Distribution Cable (continued)



FODPX12Y



FSDP606Y



FSDP948Y

Part Number	Part Description	Fiber Count*	Color
Opti-Core® Plenum Distribution Cable (OFNP) – Multimode			
FODPZ06Y	6-fiber 10Gig™ 50/125µm (OM4) multimode plenum rated distribution cable.	6	Aqua
FODPZ12Y	12-fiber 10Gig™ 50/125µm (OM4) multimode plenum rated distribution cable.	12	Aqua
FODPZ24Y	24-fiber 10Gig™ 50/125µm (OM4) multimode plenum rated distribution cable.	24	Aqua
FODPZ36Y	36-fiber 10Gig™ 50/125µm (OM4) multimode plenum rated distribution cable; six subunits of six fibers each.	36	Aqua
FODPX06Y	6-fiber 10Gig™ 50/125µm (OM3) multimode plenum rated distribution cable.	6	Aqua
FODPX12Y	12-fiber 10Gig™ 50/125µm (OM3) multimode plenum rated distribution cable.	12	Aqua
FODPX24Y	24-fiber 10Gig™ 50/125µm (OM3) multimode plenum rated distribution cable.	24	Aqua
FODPX36Y	36-fiber 10Gig™ 50/125µm (OM3) multimode plenum rated distribution cable; six subunits of six fibers each.	36	Aqua
FSDP506Y	6-fiber 50/125µm (OM2) multimode plenum rated distribution cable.	6	Orange
FSDP512Y	12-fiber 50/125µm (OM2) multimode plenum rated distribution cable.	12	Orange
FSDP524Y	24-fiber 50/125µm (OM2) multimode plenum rated distribution cable.	24	Orange
FSDP536Y	36-fiber 50/125µm (OM2) multimode plenum rated distribution cable; six subunits of six fibers each.	36	Orange
FSDP606Y	6-fiber 62.5/125µm (OM1) multimode plenum rated distribution cable.	6	Orange
FSDP612Y	12-fiber 62.5/125µm (OM1) multimode plenum rated distribution cable.	12	Orange
FSDP624Y	24-fiber 62.5/125µm (OM1) multimode plenum rated distribution cable.	24	Orange
FSDP636Y	36-fiber 62.5/125µm (OM1) multimode plenum rated distribution cable; six subunits of six fibers each.	36	Orange


Opti-Core® Plenum Distribution Cable (OFNP) – Singlemode

FSDP906Y	6-fiber 9/125µm (OS1/OS2) singlemode plenum rated distribution cable.	6	Yellow
FSDP912Y	12-fiber 9/125µm (OS1/OS2) singlemode plenum rated distribution cable.	12	Yellow
FSDP924Y	24-fiber 9/125µm (OS1/OS2) singlemode plenum rated distribution cable.	24	Yellow
FSDP936Y	36-fiber 9/125µm (OS1/OS2) singlemode plenum rated distribution cable; six subunits of six fibers each.	36	Yellow

*For fiber counts greater than 36-fibers, replace 36 in part number with desired fiber count: 48, 72, 96, or 1A (for 144-fibers).

Contact Customer Service for minimum order quantities, availability, and additional product configurations. Options include fiber counts, jacket colors, hybrid constructions (multiple fiber types within a single cable), flame ratings, subunit counts, armoring, premium optical performance grades and ribbonized constructions.

Labels for Opti-Core® Fiber Optic Distribution Cable



Suggested Label Solutions for TIA/EIA-606-A Compliance				
Fiber Count	Laser/Ink Jet Desktop Printer Label	TDP43ME Thermal Transfer Desktop Printer Label	PanTher™ LS8E Hand-Held Printer Label	Cougar™ LS9 Hand-Held Printer Label
6	S100X150YAJ	S100X150VATY	S100X150VAC	T100X000CBC-BK
12	S100X225YAJ	S100X225VATY	S100X225VAC	T100X000CBC-BK
24	S100X225YAJ	S100X225VATY	S100X225VAC	T100X000CBC-BK
36	S100X650YAJ	S100X650VATY	S100X650VAC	T100X000CBC-BK
48	S100X650YAJ	S100X650VATY	S100X650VAC	T100X000CBC-BK


For complete labeling solutions and product information, reference charts on pages O.1 – O.18.





Opti-Core® Fiber Optic Indoor Interlocking Armored Cable

- Used in intrabuilding backbone, building backbone, and horizontal installations for riser (OFCR), plenum (OFCP), and harsh environments
- Interlocking aluminum armor eliminates the need for inner duct or conduit to provide a smaller crush resistant pathway for design flexibility and a lower installed cost
- Available in 6, 12, 24, 36, 48, 72, 96 and 144-fiber counts
- Multimode (OM4, OM3, OM2, and OM1) and singlemode (OS1/OS2) fiber available optimized) fiber available
- Sheath markings provide positive identification, quality traceability, and length verification
- 900µm standards-based color-coded buffer coating protects fibers during handling and allows for easy identification and stripping
- Cable design and flexible buffer tubes allow for quick breakout and ease of routing
- Opti-Core® 10Gig™ Fiber Optic Cable is designed to support network transmission speeds up to 10 Gb/s for link lengths up to 300 meters for OM3 and up to 550 meters for OM4 with an 850nm source per IEEE 802.3ae 10 GbE standard; backward compatible for use with all 50/125µm system requirements



FSPR912Y

Part Number	Part Description	Fiber Count*	Color
Opti-Core® Riser Indoor Interlocking Armored Cable (OFCR) – Multimode			
FOPRZ06Y	6-fiber 10Gig™ 50/125µm (OM4) multimode riser rated indoor interlocking armored cable.	6	Aqua
FOPRZ12Y	12-fiber 10Gig™ 50/125µm (OM4) multimode riser rated indoor interlocking armored cable.	12	Aqua
FOPRZ24Y	24-fiber 10Gig™ 50/125µm (OM4) multimode riser rated indoor interlocking armored cable.	24	Aqua
FOPRZ36Y	36-fiber 10Gig™ 50/125µm (OM4) multimode riser rated indoor interlocking armored cable.	36	Aqua
FOPRX06Y	6-fiber 10Gig™ 50/125µm (OM3) multimode riser rated indoor interlocking armored cable.	6	Aqua
FOPRX12Y	12-fiber 10Gig™ 50/125µm (OM3) multimode riser rated indoor interlocking armored cable.	12	Aqua
FOPRX24Y	24-fiber 10Gig™ 50/125µm (OM3) multimode riser rated indoor interlocking armored cable.	24	Aqua
FOPRX36Y	36-fiber 10Gig™ 50/125µm (OM3) multimode riser rated indoor interlocking armored cable.	36	Aqua
FSPR506Y	6-fiber 50/125µm (OM2) multimode riser rated indoor interlocking armored cable.	6	Orange
FSPR512Y	12-fiber 50/125µm (OM2) multimode riser rated indoor interlocking armored cable.	12	Orange
FSPR524Y	24-fiber 50/125µm (OM2) multimode riser rated indoor interlocking armored cable.	24	Orange
FSPR536Y	36-fiber 50/125µm (OM2) multimode riser rated indoor interlocking armored cable.	36	Orange
FSPR606Y	6-fiber 62.5/125µm (OM1) multimode riser rated indoor interlocking armored cable.	6	Orange
FSPR612Y	12-fiber 62.5/125µm (OM1) multimode riser rated indoor interlocking armored cable.	12	Orange
FSPR624Y	24-fiber 62.5/125µm (OM1) multimode riser rated indoor interlocking armored cable.	24	Orange
FSPR636Y	36-fiber 62.5/125µm (OM1) multimode riser rated indoor interlocking armored cable.	36	Orange
Opti-Core® Riser Indoor Interlocking Armored Cable (OFCR) – Singlemode			
FSPR906Y	6-fiber 9/125µm (OS1/OS2) singlemode riser rated indoor interlocking armored cable.	6	Yellow
FSPR912Y	12-fiber 9/125µm (OS1/OS2) singlemode riser rated indoor interlocking armored cable.	12	Yellow
FSPR924Y	24-fiber 9/125µm (OS1/OS2) singlemode riser rated indoor interlocking armored cable.	24	Yellow
FSPR936Y	36-fiber 9/125µm (OS1/OS2) singlemode riser rated indoor interlocking armored cable.	36	Yellow


*For fiber counts greater than 36-fibers, replace 36 in part number with desired fiber count: 48, 72, 96, or 1A (for 144-fibers).

Contact Customer Service for minimum order quantities, availability, and additional product configurations. Options include fiber counts, jacket colors, hybrid constructions (multiple fiber types within a single cable), flame ratings, subunit counts, armoring, premium optical performance grades and ribbonized constructions.





Opti-Core® Fiber Optic Indoor Interlocking Armored Cable (continued)




FSP912Y

Part Number	Part Description	Fiber Count*	Color
Opti-Core® Plenum Indoor Interlocking Armored Cable (OFCP) – Multimode			
FOPPZ06Y	6-fiber 10Gig™ 50/125µm (OM4) multimode plenum rated indoor interlocking armored cable.	6	Aqua
FOPPZ12Y	12-fiber 10Gig™ 50/125µm (OM4) multimode plenum rated indoor interlocking armored cable.	12	Aqua
FOPPZ24Y	24-fiber 10Gig™ 50/125µm (OM4) multimode plenum rated indoor interlocking armored cable.	24	Aqua
FOPPZ36Y	36-fiber 10Gig™ 50/125µm (OM4) multimode plenum rated indoor interlocking armored cable.	36	Aqua
FOPPX06Y	6-fiber 10Gig™ 50/125µm (OM3) multimode plenum rated indoor interlocking armored cable.	6	Aqua
FOPPX12Y	12-fiber 10Gig™ 50/125µm (OM3) multimode plenum rated indoor interlocking armored cable.	12	Aqua
FOPPX24Y	24-fiber 10Gig™ 50/125µm (OM3) multimode plenum rated indoor interlocking armored cable.	24	Aqua
FOPPX36Y	36-fiber 10Gig™ 50/125µm (OM3) multimode plenum rated indoor interlocking armored cable.	36	Aqua
FSPP506Y	6-fiber 50/125µm (OM2) multimode plenum rated indoor interlocking armored cable.	6	Orange
FSPP512Y	12-fiber 50/125µm (OM2) multimode plenum rated indoor interlocking armored cable.	12	Orange
FSPP524Y	24-fiber 50/125µm (OM2) multimode plenum rated indoor interlocking armored cable.	24	Orange
FSPP536Y	36-fiber 50/125µm (OM2) multimode plenum rated indoor interlocking armored cable.	36	Orange
FSPP606Y	6-fiber 62.5/125µm (OM1) multimode plenum rated indoor interlocking armored cable.	6	Orange
FSPP612Y	12-fiber 62.5/125µm (OM1) multimode plenum rated indoor interlocking armored cable.	12	Orange
FSPP624Y	24-fiber 62.5/125µm (OM1) multimode plenum rated indoor interlocking armored cable.	24	Orange
FSPP636Y	36-fiber 62.5/125µm (OM1) multimode plenum rated indoor interlocking armored cable.	36	Orange
Opti-Core® Plenum Indoor Interlocking Armored Cable (OFCP) – Singlemode			
FSPP906Y	6-fiber 9/125µm (OS1/OS2) singlemode plenum rated indoor interlocking armored cable.	6	Yellow
FSPP912Y	12-fiber 9/125µm (OS1/OS2) singlemode plenum rated indoor interlocking armored cable.	12	Yellow
FSPP924Y	24-fiber 9/125µm (OS1/OS2) singlemode plenum rated indoor interlocking armored cable.	24	Yellow
FSPP936Y	36-fiber 9/125µm (OS1/OS2) singlemode plenum rated indoor interlocking armored cable.	36	Yellow

*For fiber counts greater than 36-fibers, replace 36 in part number with desired fiber count: 48, 72, 96, or 1A (for 144-fibers).

Contact Customer Service for minimum order quantities, availability, and additional product configurations. Options include fiber counts, jacket colors, hybrid constructions (multiple fiber types within a single cable), flame ratings, subunit counts, armoring, premium optical performance grades and ribbonized constructions.

Labels for Opti-Core® Fiber Optic Indoor Interlocking Armored Cable



Suggested Label Solutions for TIA/EIA-606-A Compliance				
Fiber Count	Laser/Ink Jet Desktop Printer Label	TDP43ME Thermal Transfer Desktop Printer Label	PanTher™ LS8E Hand-Held Printer Label	Cougar™ LS9 Hand-Held Printer Label
6	S100X225YAJ	S100X225VATY	S100X225VAC	T100X000CBC-BK
12				
24	S100X650YAJ	S100X650VATY	S100X650VAC	T100X000CBC-BK
36				
48				
72				
96				
144				

For complete labeling solutions and product information, reference charts on pages O.1 – O.18.



**Opti-Core® Gel-Free Fiber Optic Indoor/Outdoor All-Dielectric Cable**

- Allows installation using loose tube cable methods within buildings and outdoor environments for transitional aerial and duct applications, and in entrance facilities that require riser (OFNR) or plenum (OFNP) rated cable
- Eliminates the need for building entrance transition point
- All-dielectric cable construction requires no grounding or bonding
- UV resistant cable sheathing meets the light absorption requirement defined by Telcordia GR-20, Issue 2 to withstand harsh outdoor environmental demands
- Dry water-blocking technology allows rapid cable preparation and termination for lower termination costs and time (no messy gel required)
- Available in 6 and 12-fiber counts in “central loose tube” design, and in 24, 36, 48, 72, 96 and 144-fiber counts in a “stranded loose tube” design
- Multimode (OM4, OM3, OM2, and OM1) and singlemode (OS1/OS2) fiber available
- Sheath markings provide positive identification, quality traceability, and length verification
- 250µm buffer coating protects fibers during handling and allows for ease of stripping
- Opti-Core® 10Gig™ Fiber Optic Cable is designed to support network transmission speeds up to 10 Gb/s for link lengths up to 300 meters for OM3 and up to 550 meters for OM4 with an 850nm source per IEEE 802.3ae 10 GbE standard; backward compatible for use with all 50/125µm system requirements



FSCR606Y



FSCR606Y

Part Number	Part Description	Fiber Count*	Color
Opti-Core® Gel-Free Riser Indoor/Outdoor All-Dielectric Cable (OFNR) – Multimode			
FOCRZ06Y	6-fiber 10Gig™ 50/125µm (OM4) multimode riser rated indoor/outdoor central cable.	6	Black
FOCRZ12Y	12-fiber 10Gig™ 50/125µm (OM4) multimode riser rated indoor/outdoor central cable.	12	Black
FONRZ24Y	24-fiber 10Gig™ 50/125µm (OM4) multimode riser rated indoor/outdoor stranded cable.	24	Black
FONRZ36Y	36-fiber 10Gig™ 50/125µm (OM4) multimode riser rated indoor/outdoor stranded cable.	36	Black
FOCRX06Y	6-fiber 10Gig™ 50/125µm (OM3) multimode riser rated indoor/outdoor central cable.	6	Black
FOCRX12Y	12-fiber 10Gig™ 50/125µm (OM3) multimode riser rated indoor/outdoor central cable.	12	Black
FONRX24Y	24-fiber 10Gig™ 50/125µm (OM3) multimode riser rated indoor/outdoor stranded cable.	24	Black
FONRX36Y	36-fiber 10Gig™ 50/125µm (OM3) multimode riser rated indoor/outdoor stranded cable.	36	Black
FSCR506Y	6-fiber 50/125µm (OM2) multimode riser rated indoor/outdoor central cable.	6	Black
FSCR512Y	12-fiber 50/125µm (OM2) multimode riser rated indoor/outdoor central cable.	12	Black
FSNR524Y	24-fiber 50/125µm (OM2) multimode riser rated indoor/outdoor stranded cable.	24	Black
FSNR536Y	36-fiber 50/125µm (OM2) multimode riser rated indoor/outdoor stranded cable.	36	Black
FSCR606Y	6-fiber 62.5/125µm (OM1) multimode riser rated indoor/outdoor central cable.	6	Black
FSCR612Y	12-fiber 62.5/125µm (OM1) multimode riser rated indoor/outdoor central cable.	12	Black
FSNR624Y	24-fiber 62.5/125µm (OM1) multimode riser rated indoor/outdoor stranded cable.	24	Black
FSNR636Y	36-fiber 62.5/125µm (OM1) multimode riser rated indoor/outdoor stranded cable.	36	Black

Opti-Core® Gel-Free Riser Indoor/Outdoor All-Dielectric Cable (OFNR) – Singlemode

FSCR906Y	6-fiber 9/125µm (OS1/OS2) singlemode riser rated indoor/outdoor central cable.	6	Black
FSCR912Y	12-fiber 9/125µm (OS1/OS2) singlemode riser rated indoor/outdoor central cable.	12	Black
FSNR924Y	24-fiber 9/125µm (OS1/OS2) singlemode riser rated indoor/outdoor stranded cable.	24	Black
FSNR936Y	36-fiber 9/125µm (OS1/OS2) singlemode riser rated indoor/outdoor stranded cable. 6-fiber 10Gig™ 50/125µm (OM3) multimode plenum rated indoor/outdoor central cable.	36	Black

*For fiber counts greater than 36-fibers, replace 36 in part number with desired fiber count: 48, 72, 96, or 1A (for 144-fibers).

Contact Customer Service for minimum order quantities, availability, and additional product configurations. Options include fiber counts, jacket colors, hybrid constructions (multiple fiber types within a single cable), flame ratings, subunit counts, armoring, premium optical performance grades and ribbonized constructions.



Opti-Core® Gel-Free Fiber Optic Indoor/Outdoor All-Dielectric Cable (continued)



FONPX24Y



FSCP606Y

Part Number	Part Description	Fiber Count*	Color
-------------	------------------	--------------	-------

Opti-Core® Gel-Free Plenum Indoor/Outdoor All-Dielectric Cable (OFNP) – Multimode

F0CPZ06Y	6-fiber 10Gig™ 50/125µm (OM4) multimode plenum rated indoor/outdoor central cable.	6	Aqua
F0CPZ12Y	12-fiber 10Gig™ 50/125µm (OM4) multimode plenum rated indoor/outdoor central cable.	12	Aqua
F0NPZ24Y	24-fiber 10Gig™ 50/125µm (OM4) multimode plenum rated indoor/outdoor stranded cable.	24	Aqua
F0NPZ36Y	36-fiber 10Gig™ 50/125µm (OM4) multimode plenum rated indoor/outdoor stranded cable.	36	Aqua
F0CPX06Y	6-fiber 10Gig™ 50/125µm (OM3) multimode plenum rated indoor/outdoor central cable.	6	Aqua
F0CPX12Y	12-fiber 10Gig™ 50/125µm (OM3) multimode plenum rated indoor/outdoor central cable.	12	Aqua
F0NPX24Y	24-fiber 10Gig™ 50/125µm (OM3) multimode plenum rated indoor/outdoor stranded cable.	24	Aqua
F0NPX36Y	36-fiber 10Gig™ 50/125µm (OM3) multimode plenum rated indoor/outdoor stranded cable.	36	Aqua
F5CP506Y	6-fiber 50/125µm (OM2) multimode plenum rated indoor/outdoor central cable.	6	Orange
F5CP512Y	12-fiber 50/125µm (OM2) multimode plenum rated indoor/outdoor central cable.	12	Orange
F5NP524Y	24-fiber 50/125µm (OM2) multimode plenum rated indoor/outdoor stranded cable.	24	Orange
F5NP536Y	36-fiber 50/125µm (OM2) multimode plenum rated indoor/outdoor stranded cable.	36	Orange
F5CP606Y	6-fiber 62.5/125µm (OM1) multimode plenum rated indoor/outdoor central cable.	6	Orange
F5CP612Y	12-fiber 62.5/125µm (OM1) multimode plenum rated indoor/outdoor central cable.	12	Orange
F5NP624Y	24-fiber 62.5/125µm (OM1) multimode plenum rated indoor/outdoor stranded cable.	24	Orange
F5NP636Y	36-fiber 62.5/125µm (OM1) multimode plenum rated indoor/outdoor stranded cable.	36	Orange

Opti-Core® Gel-Free Plenum Indoor/Outdoor All-Dielectric Cable (OFNP) – Singlemode


F5CP906Y	6-fiber 9/125µm (OS1/OS2) singlemode plenum rated indoor/outdoor central cable.	6	Yellow
F5CP912Y	12-fiber 9/125µm (OS1/OS2) singlemode plenum rated indoor/outdoor central cable.	12	Yellow
F5NP924Y	24-fiber 9/125µm (OS1/OS2) singlemode plenum rated indoor/outdoor stranded cable.	24	Yellow
F5NP936Y	36-fiber 9/125µm (OS1/OS2) singlemode plenum rated indoor/outdoor stranded cable.	36	Yellow

*For fiber counts greater than 36-fibers, replace 36 in part number with desired fiber count: 48, 72, 96, or 1A (for 144-fibers).

Contact Customer Service for minimum order quantities, availability, and additional product configurations. Options include fiber counts, jacket colors, hybrid constructions (multiple fiber types within a single cable), flame ratings, subunit counts, armoring, premium optical performance grades and ribbonized constructions.



Labels for Opti-Core[®] Gel-Free Fiber Optic Indoor/Outdoor All-Dielectric Cable



Suggested Label Solutions for TIA/EIA-606-A Compliance

Fiber Count	Laser/Ink Jet Desktop Printer Label	TDP43ME Thermal Transfer Desktop Printer Label	PanTher™ LS8E Hand-Held Printer Label	Cougar™ LS9 Hand-Held Printer Label
6	S100X225YAJ	S100X225VATY	S100X225VAC	T100X000CBC-BK
12				
24				
36				
48				
72				
96				
144				

For complete labeling solutions and product information, reference charts on pages O.1 – O.18.



Opti-Core® Gel-Free Fiber Optic Indoor/Outdoor Interlocking Armored Cable

- Allows installation using loose tube cable methods within buildings and outdoor environments for transitional aerial and duct applications, and in entrance facilities that require riser (OFCR) or plenum (OFPC) rated cable
- Eliminates the need for building entrance transition point
- Interlocking aluminum armor eliminates the need for inner duct or conduit to provide a smaller crush resistant pathway for design flexibility and a lower installed cost
- UV resistant cable sheathing meets the light absorption requirement defined by Telcordia GR-20, Issue 2 to withstand harsh outdoor environmental demands
- Dry water-blocking technology allows rapid cable preparation and termination for lower termination costs and time (no messy gel required)
- Available in 6 and 12-fiber counts in “central loose tube” design, and in 24, 36, 48, 72, 96 and 144-fiber counts in a “stranded loose tube” design
- Multimode (OM4, OM3, OM2, and OM1) and singlemode (OS1/OS2) fiber available
- Sheath markings provide positive identification, quality traceability, and length verification
- 250µm buffer coating protects fibers during handling and allows for ease of stripping
- Opti-Core® 10Gig™ Fiber Optic Cable is designed to support network transmission speeds up to 10 Gb/s for link lengths up to 300 meters for OM3 and up to 550 meters for OM4 with an 850nm source per IEEE 802.3ae 10 GbE standard; backward compatible for use with all 50/125µm system requirements



FSGR606Y



FSGR606Y

Part Number	Part Description	Fiber Count*	Color
-------------	------------------	--------------	-------

Opti-Core® Gel-Free Riser Indoor/Outdoor Interlocking Armored Cable (OFCR) – Multimode

F0GRZ06Y	6-fiber 10Gig™ 50/125µm (OM4) multimode riser rated indoor/outdoor interlocking armored central cable.	6	Aqua
F0GRZ12Y	12-fiber 10Gig™ 50/125µm (OM4) multimode riser rated indoor/outdoor interlocking armored central cable.	12	Aqua
F0MRZ24Y	24-fiber 10Gig™ 50/125µm (OM4) multimode riser rated indoor/outdoor interlocking armored stranded cable.	24	Aqua
F0MRZ36Y	36-fiber 10Gig™ 50/125µm (OM4) multimode riser rated indoor/outdoor interlocking armored stranded cable.	36	Aqua
F0GRX06Y	6-fiber 10Gig™ 50/125µm (OM3) multimode riser rated indoor/outdoor interlocking armored central cable.	6	Aqua
F0GRX12Y	12-fiber 10Gig™ 50/125µm (OM3) multimode riser rated indoor/outdoor interlocking armored central cable.	12	Aqua
F0MRX24Y	24-fiber 10Gig™ 50/125µm (OM3) multimode riser rated indoor/outdoor interlocking armored stranded cable.	24	Aqua
F0MRX36Y	36-fiber 10Gig™ 50/125µm (OM3) multimode riser rated indoor/outdoor interlocking armored stranded cable.	36	Aqua
F5GR506Y	6-fiber 50/125µm (OM2) multimode riser rated indoor/outdoor interlocking armored central cable.	6	Black
F5GR512Y	12-fiber 50/125µm (OM2) multimode riser rated indoor/outdoor interlocking armored central cable.	12	Black
F5MR524Y	24-fiber 50/125µm (OM2) multimode riser rated indoor/outdoor interlocking armored stranded cable.	24	Black
F5MR536Y	36-fiber 50/125µm (OM2) multimode riser rated indoor/outdoor interlocking armored stranded cable.	36	Black
F6GR606Y	6-fiber 62.5/125µm (OM1) multimode riser rated indoor/outdoor interlocking armored central cable.	6	Black
F6GR612Y	12-fiber 62.5/125µm (OM1) multimode riser rated indoor/outdoor interlocking armored central cable.	12	Black
F6MR624Y	24-fiber 62.5/125µm (OM1) multimode riser rated indoor/outdoor interlocking armored stranded cable.	24	Black
F6MR636Y	36-fiber 62.5/125µm (OM1) multimode riser rated indoor/outdoor interlocking armored stranded cable.	36	Black

Opti-Core® Gel-Free Riser Indoor/Outdoor Interlocking Armored Cable (OFCR) – Singlemode

F9GR906Y	6-fiber 9/125µm (OS1/OS2) singlemode riser rated indoor/outdoor interlocking armored central cable.	6	Black
F9GR912Y	12-fiber 9/125µm (OS1/OS2) singlemode riser rated indoor/outdoor interlocking armored central cable.	12	Black
F9MR924Y	24-fiber 9/125µm (OS1/OS2) singlemode riser rated indoor/outdoor interlocking armored stranded cable.	24	Black
F9MR936Y	36-fiber 9/125µm (OS1/OS2) singlemode riser rated indoor/outdoor interlocking armored stranded cable.	36	Black

*For fiber counts greater than 36-fibers, replace 36 in part number with desired fiber count: 48, 72, 96, or 1A (for 144-fibers). Contact Customer Service for minimum order quantities, availability, and additional product configurations. Options include fiber counts, jacket colors, hybrid constructions (multiple fiber types within a single cable), flame ratings, subunit counts, armoring, premium optical performance grades and ribbonized constructions.

Table continues on page C.12





Opti-Core® Gel-Free Fiber Optic Indoor/Outdoor Interlocking Armored Cable (continued)



FOMPX24Y



FSGP606Y

Part Number	Part Description	Fiber Count*	Color
Opti-Core® Gel-Free Plenum Indoor/Outdoor Interlocking Armored Cable (OFCP) – Multimode			
FOGPZ06Y	6-fiber 10Gig™ 50/125µm (OM4) multimode plenum rated indoor/outdoor interlocking armored central cable.	6	Aqua
FOGPZ12Y	12-fiber 10Gig™ 50/125µm (OM4) multimode plenum rated indoor/outdoor interlocking armored central cable.	12	Aqua
FOMPZ24Y	24-fiber 10Gig™ 50/125µm (OM4) multimode plenum rated indoor/outdoor interlocking armored stranded cable.	24	Aqua
FOMPZ36Y	36-fiber 10Gig™ 50/125µm (OM4) multimode plenum rated indoor/outdoor interlocking armored stranded cable.	36	Aqua
FOGPX06Y	6-fiber 10Gig™ 50/125µm (OM3) multimode plenum rated indoor/outdoor interlocking armored central cable.	6	Aqua
FOGPX12Y	12-fiber 10Gig™ 50/125µm (OM3) multimode plenum rated indoor/outdoor interlocking armored central cable.	12	Aqua
FOMPX24Y	24-fiber 10Gig™ 50/125µm (OM3) multimode plenum rated indoor/outdoor interlocking armored stranded cable.	24	Aqua
FOMPX36Y	36-fiber 10Gig™ 50/125µm (OM3) multimode plenum rated indoor/outdoor interlocking armored stranded cable.	36	Aqua
FSGP506Y	6-fiber 50/125µm (OM2) multimode plenum rated indoor/outdoor interlocking armored central cable.	6	Orange
FSGP512Y	12-fiber 50/125µm (OM2) multimode plenum rated indoor/outdoor interlocking armored central cable.	12	Orange
FSMP524Y	24-fiber 50/125µm (OM2) multimode plenum rated indoor/outdoor interlocking armored stranded cable.	24	Orange
FSMP536Y	36-fiber 50/125µm (OM2) multimode plenum rated indoor/outdoor interlocking armored stranded cable.	36	Orange
FSGP606Y	6-fiber 62.5/125µm (OM1) multimode plenum rated indoor/outdoor interlocking armored central cable.	6	Orange
FSGP612Y	12-fiber 62.5/125µm (OM1) multimode plenum rated indoor/outdoor interlocking armored central cable.	12	Orange
FSMP624Y	24-fiber 62.5/125µm (OM1) multimode plenum rated indoor/outdoor interlocking armored stranded cable.	24	Orange
FSMP636Y	36-fiber 62.5/125µm (OM1) multimode plenum rated indoor/outdoor interlocking armored stranded cable.	36	Orange
Opti-Core® Gel-Free Plenum Indoor/Outdoor Interlocking Armored Cable (OFCP) – Singlemode			
FSGP906Y	6-fiber 9/125µm (OS1/OS2) singlemode plenum rated indoor/outdoor interlocking armored central cable.	6	Yellow
FSGP912Y	12-fiber 9/125µm (OS1/OS2) singlemode plenum rated indoor/outdoor interlocking armored central cable.	12	Yellow
FSMP924Y	24-fiber 9/125µm (OS1/OS2) singlemode plenum rated indoor/outdoor interlocking armored stranded cable.	24	Yellow
FSMP936Y	36-fiber 9/125µm (OS1/OS2) singlemode plenum rated indoor/outdoor interlocking armored stranded cable.	36	Yellow

*For fiber counts greater than 48-fibers, replace 48 in part number with desired fiber count: 72, 96, or 1A (for 144-fibers). Contact Customer Service for minimum order quantities, availability, and additional product configurations. Options include fiber counts, jacket colors, hybrid constructions (multiple fiber types within a single cable), flame ratings, subunit counts, premium optical performance grades and ribbonized constructions.



Labels for Opti-Core® Gel-Free Fiber Optic Indoor/Outdoor Interlocking Armored Cable



Suggested Label Solutions for TIA/EIA-606-A Compliance				
Fiber Count	Laser/Ink Jet Desktop Printer Label	TDP43ME Thermal Transfer Desktop Printer Label	PanTher™ LS8E Hand-Held Printer Label	Cougar™ LS9 Hand-Held Printer Label
6 12	S100X225YAJ	S100X225VATY	S100X225VAC	T100X000CBC-BK
24 36 48 72 96 144	S100X400YAJ	S100X400VATY	S100X400VAC	T100X000CBC-BK

For complete labeling solutions and product information, reference charts on pages O.1 – O.18.

A.
System
Overview

B.
Copper
Systems

C.
Fiber
Optic
Systems

D.
Power
over
Ethernet

E.
Zone
Cabling

F.
Wireless

G.
Outlets

H.
Media
Distribution

I.
Physical
Infrastructure
Management

J.
Overhead &
Underfloor
Routing

K.
Surface
Raceway

L.
Cabinets,
Racks &
Cable
Management

M.
Grounding &
Bonding

N.
Industrial

O.
Labeling &
Identification

P.
Cable
Management
Accessories

Q.
Index



Opti-Core® Gel-Free Fiber Optic Outside Plant All-Dielectric Cable

- Allows installation using loose tube cable methods for aerial and duct applications
- Gel-free design with water swellable tape provides dry water blocking
- All-dielectric construction provides a non-metallic design that eliminates the need to bond or ground for aerial or duct applications, allowing easy access to cable for lower installation costs
- UV resistant cable sheathing protects the cable and meets or exceeds the performance requirements of Telcordia GR-20, Issue 2 and ICEA 640 to withstand harsh outdoor environmental demands
- Tested in accordance with relevant EIA-455 series FOTPs for fiber optic cables
- Complies with RUS 7 CFR 1755.900 requirements for fiber optic service entrance cables
- Available in 6, 12, 24, 36, 48, 72, 96 and 144-fiber counts as a “stranded loose tube” design
- Medium density polyethylene jacket provides low friction installation
- Multimode (OM4, OM3, OM2, and OM1) and singlemode (OS1/OS2) fiber available
- Sheath markings provide positive identification, quality traceability, and length verification
- 250µm buffer coating protects fibers during handling and allows for ease of stripping
- Opti-Core® 10Gig™ Fiber Optic Cable is designed to support network transmission speeds up to 10 Gb/s for link lengths up to 300 meters for OM3 and up to 550 meters for OM4 with an 850nm source per IEEE 802.3ae 10 GbE standard; backward compatible for use with all 50/125µm system requirements



Part Number	Part Description	Fiber Count*	Color
-------------	------------------	--------------	-------

Opti-Core® Gel-Free Outside Plant All-Dielectric Cable – Multimode

FOTNZ06	6-fiber 10Gig™ 50/125µm (OM4) multimode outside plant stranded cable.	6	Black
FOTNZ12	12-fiber 10Gig™ 50/125µm (OM4) multimode outside plant stranded cable.	12	Black
FOTNZ24	24-fiber 10Gig™ 50/125µm (OM4) multimode outside plant stranded cable.	24	Black
FOTNZ36	36-fiber 10Gig™ 50/125µm (OM4) multimode outside plant stranded cable.	36	Black
FOTNX06	6-fiber 10Gig™ 50/125µm (OM3) multimode outside plant stranded cable.	6	Black
FOTNX12	12-fiber 10Gig™ 50/125µm (OM3) multimode outside plant stranded cable.	12	Black
FOTNX24	24-fiber 10Gig™ 50/125µm (OM3) multimode outside plant stranded cable.	24	Black
FOTNX36	36-fiber 10Gig™ 50/125µm (OM3) multimode outside plant stranded cable.	36	Black
FSTN506	6-fiber 50/125µm (OM2) multimode outside plant stranded cable.	6	Black
FSTN512	12-fiber 50/125µm (OM2) multimode outside plant stranded cable.	12	Black
FSTN524	24-fiber 50/125µm (OM2) multimode outside plant stranded cable.	24	Black
FSTN536	36-fiber 50/125µm (OM2) multimode outside plant stranded cable.	36	Black
FSTN606	6-fiber 62.5/125µm (OM1) multimode outside plant stranded cable.	6	Black
FSTN612	12-fiber 62.5/125µm (OM1) multimode outside plant stranded cable.	12	Black
FSTN624	24-fiber 62.5/125µm (OM1) multimode outside plant stranded cable.	24	Black
FSTN636	36-fiber 62.5/125µm (OM1) multimode outside plant stranded cable.	36	Black

Opti-Core® Gel-Free Outside Plant All-Dielectric Cable – Singlemode

FSTN906	6-fiber 9/125µm (OS1/OS2) singlemode outside plant stranded cable.	6	Black
FSTN912	12-fiber 9/125µm (OS1/OS2) singlemode outside plant stranded cable.	12	Black
FSTN924	24-fiber 9/125µm (OS1/OS2) singlemode outside plant stranded cable.	24	Black
FSTN936	36-fiber 9/125µm (OS1/OS2) singlemode outside plant stranded cable.	36	Black

*For fiber counts greater than 36-fibers, replace 36 in part number with desired fiber count: 48, 72, 96, or 1A (for 144-fibers).

Contact Customer Service for minimum order quantities, availability, and additional product configurations. Options include fiber counts, jacket colors, hybrid constructions (multiple fiber types within a product cable), flame ratings, subunit counts, armoring, premium optical performance grades and ribbonized constructions.



Labels for Opti-Core® Gel-Free Fiber Optic Outside Plant All-Dielectric Cable



Suggested Label Solutions for TIA/EIA-606-A Compliance				
Fiber Count	Laser/Ink Jet Desktop Printer Label	TDP43ME Thermal Transfer Desktop Printer Label	PanTher™ LS8E Hand-Held Printer Label	Cougar™ LS9 Hand-Held Printer Label
6 12 24 36 48	S100X225YAJ	S100X225VATY	S100X225VAC	T100X000CBC-BK
72 96 144	S100X400YAJ	S100X400VATY	S100X400VAC	T100X000CBC-BK

For complete labeling solutions and product information, reference charts on pages O.1 – O.18.



Opti-Core® Gel-Free Fiber Optic Outside Plant Armored Cable

- Allows installation using loose tube cable methods for aerial, duct, and direct burial applications
- Gel-free design with water swellable tape provides dry water blocking
- Corrugated steel armor provides superior crush resistance for extended durability in direct burial applications
- UV resistant cable sheathing protects the cable and meets or exceeds the performance requirements of Telcordia GR-20, Issue 2 and ICEA 640 to withstand harsh outdoor environmental demands
- Tested in accordance with relevant EIA-455 series FOTPs for fiber optic cables
- Complies with RUS 7 CFR 1755.900 requirements for fiber optic service entrance cables
- Available in 6, 12, 24, 36, 48, 72, 96 and 144-fiber counts as a “stranded loose tube” design
- Medium density polyethylene jacket provides low friction installation and excellent protection from environmental hazards to extend protection and reliability
- Multimode (OM4, OM3, OM2, and OM1) and singlemode (OS1/OS2) fiber available
- Sheath markings provide positive identification, quality traceability, and length verification
- 250µm buffer coating protects fibers during handling and allows for ease of stripping
- Opti-Core® 10Gig™ Fiber Optic Cable is designed to support network transmission speeds up to 10 Gb/s for link lengths up to 300 meters for OM3 and up to 550 meters for OM4 with an 850nm source per IEEE 802.3ae 10 GbE standard; backward compatible for use with all 50/125µm system requirements



Part Number	Part Description	Fiber Count*	Color
-------------	------------------	--------------	-------

Opti-Core® Gel-Free Outside Plant Armored Cable – Multimode

FOWNZ06	6-fiber 10Gig™ 50/125µm (OM4) multimode outside plant armored stranded cable.	6	Black
FOWNZ12	12-fiber 10Gig™ 50/125µm (OM4) multimode outside plant armored stranded cable.	12	Black
FOWNZ24	24-fiber 10Gig™ 50/125µm (OM4) multimode outside plant armored stranded cable.	24	Black
FOWNZ36	36-fiber 10Gig™ 50/125µm (OM4) multimode outside plant armored stranded cable.	36	Black
FOWNX06	6-fiber 10Gig™ 50/125µm (OM3) multimode outside plant armored stranded cable.	6	Black
FOWNX12	12-fiber 10Gig™ 50/125µm (OM3) multimode outside plant armored stranded cable.	12	Black
FOWNX24	24-fiber 10Gig™ 50/125µm (OM3) multimode outside plant armored stranded cable.	24	Black
FOWNX36	36-fiber 10Gig™ 50/125µm (OM3) multimode outside plant armored stranded cable.	36	Black
FSWN506	6-fiber 50/125µm (OM2) multimode outside plant armored stranded cable.	6	Black
FSWN512	12-fiber 50/125µm (OM2) multimode outside plant armored stranded cable.	12	Black
FSWN524	24-fiber 50/125µm (OM2) multimode outside plant armored stranded cable.	24	Black
FSWN536	36-fiber 50/125µm (OM2) multimode outside plant armored stranded cable.	36	Black
FSWN606	6-fiber 62.5/125µm (OM1) multimode outside plant armored stranded cable.	6	Black
FSWN612	12-fiber 62.5/125µm (OM1) multimode outside plant armored stranded cable.	12	Black
FSWN624	24-fiber 62.5/125µm (OM1) multimode outside plant armored stranded cable.	24	Black
FSWN636	36-fiber 62.5/125µm (OM1) multimode outside plant armored stranded cable.	36	Black

Opti-Core® Gel-Free Outside Plant Armored Cable – Singlemode

FSWN906	6-fiber 9/125µm (OS1/OS2) singlemode outside plant armored stranded cable.	6	Black
FSWN912	12-fiber 9/125µm (OS1/OS2) singlemode outside plant armored stranded cable.	12	Black
FSWN924	24-fiber 9/125µm (OS1/OS2) singlemode outside plant armored stranded cable.	24	Black
FSWN936	36-fiber 9/125µm (OS1/OS2) singlemode outside plant armored stranded cable.	36	Black

*For fiber counts greater than 36-fibers, replace 36 in part number with desired fiber count: 48, 72, 96, or 1A (for 144-fibers).

Contact Customer Service for minimum order quantities, availability, and additional product configurations. Options include fiber counts, jacket colors, hybrid constructions (multiple fiber types within a single cable), flame ratings, subunit counts, armoring, premium optical performance grades and ribbonized constructions.



Labels for Opti-Core® Gel-Free Fiber Optic Outside Plant Armored Cable



Suggested Label Solutions for TIA/EIA-606-A Compliance

Fiber Count	Laser/Ink Jet Desktop Printer Label	TDP43ME Thermal Transfer Desktop Printer Label	PanTher™ LS8E Hand-Held Printer Label	Cougar™ LS9 Hand-Held Printer Label
6 12 24 36 48	S100X225YAJ	S100X225VATY	S100X225VAC	T100X000CBC-BK
72 96 144	S100X400YAJ	S100X400VATY	S100X400VAC	T100X000CBC-BK

For complete labeling solutions and product information, reference charts on pages O.1 – O.18.



Opti-Core® Fiber Optic Interconnect Cable

- Used in interconnect and horizontal installations for riser (OFNR), plenum (OFNP), and general-purpose environments
- Multimode (OM4, OM3, OM2, and OM1) and singlemode (OS1/OS2) fiber available
- Sheath markings provide positive identification, quality traceability, and length verification
- Colored buffers for ease of identification
- High quality buffering offers ease of stripping while maintaining optical performance
- Small diameter and flexible jackets allow for routing in tight spaces such as panels, cable trays, and fiber-to-the-desk (FTTD) applications
- Other diameters available to meet your application needs
- Opti-Core® 10Gig™ Fiber Optic Cable is designed to support network transmission speeds up to 10 Gb/s for link lengths up to 300 meters for OM3 and 550 meters for OM4 with an 850nm source per IEEE 802.3ae 10 GbE standard; backward compatible for use with all 50/125µm system requirements



FSIR602Y



FSIR602Y



FSIP902Y

Part Number	Part Description	Fiber Count	Color
Opti-Core® Riser Interconnect Cable (OFNR) – Multimode			
FOIRZ02Y	2-fiber 10Gig™ 50/125µm (OM4) multimode riser rated interconnect cable; 2.9mm dia., zip-cord.	2	Aqua
FOIRX02Y	2-fiber 10Gig™ 50/125µm (OM3) multimode riser rated interconnect cable; 2.9mm dia., zip-cord.	2	Aqua
FSIR502Y	2-fiber 50/125µm (OM2) multimode riser rated interconnect cable; 2.9mm dia., zip-cord.	2	Orange
FSIR602Y	2-fiber 62.5/125µm (OM1) multimode riser rated interconnect cable; 2.9mm dia., zip-cord.	2	Orange
Opti-Core® Riser Interconnect Cable (OFNR) – Singlemode			
FSIR902Y	2-fiber 9/125µm (OS1/OS2) singlemode riser rated interconnect cable; 2.9mm dia., zip-cord.	2	Yellow
Opti-Core® Plenum Interconnect Cable (OFNP) – Multimode			
FOIPZ02Y	2-fiber 10Gig™ 50/125µm (OM4) multimode plenum rated interconnect cable; 2.9mm dia., zip-cord.	2	Aqua
FOIPX02Y	2-fiber 10Gig™ 50/125µm (OM3) multimode plenum rated interconnect cable; 2.9mm dia., zip-cord.	2	Aqua
FSIP502Y	2-fiber 50/125µm (OM2) multimode plenum rated interconnect cable; 2.9mm dia., zip-cord.	2	Orange
FSIP602Y	2-fiber 62.5/125µm (OM1) multimode plenum rated interconnect cable; 2.9mm dia., zip-cord.	2	Orange
Opti-Core® Plenum Interconnect Cable (OFNP) – Singlemode			
FSIP902Y	2-fiber 9/125µm (OS1/OS2) singlemode plenum rated interconnect cable; 2.9mm dia., zip-cord.	2	Yellow

Contact Customer Service for minimum order quantities, availability, and additional product configurations. Options include diameters, jacket colors, flame ratings and premium optical performance grades.

Labels for Opti-Core® Fiber Optic Interconnect Cable



Suggested Label Solutions for TIA/EIA-606-A Compliance				
Fiber Count	Laser/Ink Jet Desktop Printer Label	TDP43ME Thermal Transfer Desktop Printer Label	PanTher™ LS8E Hand-Held Printer Label	Cougar™ LS9 Hand-Held Printer Label
2	S100X220YAJ and NWSLC-7Y	S100X225VATY and NWSLC-7Y	S100X220VAC and NWSLC-7Y	T100X000CBC-BK

For complete labeling solutions and product information, reference charts on pages O.1 – O.18.





LC OptiCam® Fiber Optic Connectors – Pre-Polished Cam Termination

- TIA/EIA-604 FOCIS-10 compatible connectors
- Exceed TIA/EIA-568-B.3 requirements
- Connector backbone and boot colors follow TIA/EIA-568-C.3 suggested color identification scheme
- Insertion loss: 0.3dB average (multimode and singlemode)
- Return loss: >26dB (10Gig™ multimode), >20dB (multimode), >50dB (singlemode)
- Spring-loaded “Senior” rear pivot latch LC connector
- Quick installation; provide field termination in less than half the time of field polish connectors
- Patented re-termination capability provides yield rates approaching 100%
- Factory pre-polished fiber endface eliminates time-consuming field polishing to reduce installation costs, labor, scrap and the number of tools required
- Cam activated fiber and buffer clamp mechanisms provide superior fiber and buffer retention – less sensitivity to fiber tensile loading

- OptiCam® Termination Tool simplifies tooling and termination, and virtually eliminates operator error by providing visual indication of proper termination after the cam step has been completed
- Cable retention boot assemblies consistently provide higher than industry standard cable retention
- Non-optical disconnect maintains data transmission under tensile loads for jacketed cable
- Fiber cable size: accept 900µm tight-buffered fiber with included boot(s); accept 1.6mm – 2.0mm and 3.0mm jacketed cable with available OptiCam® Cable Retention Boot Assemblies (ten per package)
- For 250µm coated fiber termination, use 250 micron fiber build-up tube kit or fan-out kits on pages C.27 – C.28
- Ferrule type: 1.25mm zirconia ceramic (highest durability for repeated matings)
- Use OptiCam® Termination Kit (FCAMKIT) on page C.101



FLCDMCXAQY



FLCDMC5BLY



FLCDMC6EIY



FLCSSCBUY



FMCBT2AQ-X



FLCCLIPBL-L

Part Number	Part Description	Color	Std. Pkg. Qty.*	Std. Ctn. Qty.
LC OptiCam® 10Gig™ OM3/OM4 50/125µm Multimode Fiber Optic Connectors				
FLCDMCXAQY	LC OptiCam® 10Gig™ 50/125µm Multimode Simplex Fiber Optic Connector for 900µm tight-buffered fiber installation.	Aqua	1	10
FLCDMCXAQY	LC OptiCam® 10Gig™ 50/125µm Multimode Duplex Fiber Optic Connector for 900µm tight-buffered fiber installation.	Aqua	1	10
LC OptiCam® OM2 50/125µm Multimode Fiber Optic Connectors				
FLCDMC5BLY	LC OptiCam® 50/125µm Multimode Simplex Fiber Optic Connector for 900µm tight-buffered fiber installation.	Black	1	10
FLCDMC5BLY	LC OptiCam® 50/125µm Multimode Duplex Fiber Optic Connector for 900µm tight-buffered fiber installation.	Black	1	10
LC OptiCam® OM1 62.5/125µm Multimode Fiber Optic Connectors				
FLCDMC6EIY	LC OptiCam® 62.5/125µm Multimode Simplex Fiber Optic Connector for 900µm tight-buffered fiber installation.	Electric Ivory	1	10
FLCDMC6EIY	LC OptiCam® 62.5/125µm Multimode Duplex Fiber Optic Connector for 900µm tight-buffered fiber installation.	Electric Ivory	1	10
LC OptiCam® OS1/OS2 Singlemode Fiber Optic Connectors				
FLCSSCBUY	LC OptiCam® Singlemode Simplex Fiber Optic Connector for 900µm tight-buffered fiber installation.	Blue	1	10
FLCDSCBUY	LC OptiCam® Singlemode Duplex Fiber Optic Connector for 900µm tight-buffered fiber installation.	Blue	1	10
OptiCam® 1.6/2.0mm Cable Retention Boot Assemblies				
FMCBT2AQ-X	OptiCam® 10Gig™ OM3 1.6/2.0mm Cable Retention Boot.	Aqua	10	100
FMCBT2BL-X	OptiCam® OM2 Multimode 1.6/2.0mm Cable Retention Boot.	Black	10	100
FMCBT2EI-X	OptiCam® OM1 Multimode 1.6/2.0mm Cable Retention Boot.	Electric Ivory	10	100
FSCBT2BU-X	OptiCam® OS1/OS2 Singlemode 1.6/2.0mm Cable Retention Boot.	Blue	10	100
OptiCam® 3.0mm Cable Retention Boot Assemblies				
FMCBT3AQ-X	OptiCam® 10Gig™ OM3 3.0mm Cable Retention Boot.	Aqua	10	100
FMCBT3BL-X	OptiCam® OM2 Multimode 3.0mm Cable Retention Boot.	Black	10	100
FMCBT3EI-X	OptiCam® OM1 Multimode 3.0mm Cable Retention Boot.	Electric Ivory	10	100
FSCBT3BU-X	OptiCam® OS1/OS2 Singlemode 3.0mm Cable Retention Boot.	Blue	10	100
LC OptiCam® Duplex Clip				
FLCCLIPBL-L	LC OptiCam® Duplex Clip for duplexing two simplex LC OptiCam® Multimode or Singlemode Connectors.	Black	50	—

*Simplex connectors are available in 100 count bulk packages by adding -C to the part number.



Keyed LC OptiCam[®] Fiber Optic Connectors – Pre-Polished Cam Termination

- Exceed TIA/EIA-568-B.3 requirements
- Insertion loss: 0.3dB average (multimode and singlemode)
- Return loss: >26dB (10Gig[™] multimode), >20dB (multimode), >50dB (singlemode)
- Include color-specific keys with positive and negative keying features to visually and mechanically distinguish connections to prevent unauthorized mating with unlike keyed or non-keyed adapters
- Part of a complete Keyed LC System that includes Opti-Core[®] Patch Cords and Pigtails, OptiCam[®] Pre-Polished Cam Connectors, Opticom[®] Fiber Adapter Panels (FAPs), and Mini-Com[®] Adapter Modules
- Translucent housing assembly is laser marked to identify fiber stub fiber type (9µm, 62.5, 50 or 50X)
- Spring-loaded “Senior” rear pivot latch LC connector
- Quick installation; provide field termination in less than half the time of field polish connectors
- Patented re-termination capability provides yield rates approaching 100%
- Factory pre-polished fiber endface eliminates time-consuming field polishing to reduce installation costs, labor, scrap, and the number of tools required
- Cam activated fiber and buffer clamp mechanisms provide superior fiber and buffer retention – less sensitivity to fiber tensile loading
- OptiCam[®] Termination Tool simplifies tooling and termination, and virtually eliminates operator error by providing visual indication of proper termination after the cam step has been completed
- Cable retention boot assemblies consistently provide higher than industry standard cable retention
- Non-optical disconnect maintains data transmission under tensile loads for jacketed cable
- Fiber cable size: accept 900µm tight-buffered fiber with included boot(s); accept 1.6mm – 2.0mm and 3.0mm jacketed cable with available OptiCam[®] Cable Retention Boot Assemblies (ten per package)
- For 250µm coated fiber termination, use 250 micron fiber build-up tube kit or fan-out kits on pages C.27 – C.28
- Ferrule type: 1.25mm zirconia ceramic (highest durability for repeated matings)
- Use OptiCam[®] Termination Kit (FCAMKIT) on page C.101



FLCSMC5ABL



FLCSMC5BRD



FLCSMC5CGR



FLCSMC5DYL



FLCSMC5EOR



FLCSMC5FDB

Part Number	Part Description	Key Type and Color	Std. Pkg. Qty.	Std. Ctn. Qty.
Keyed LC OptiCam[®] 10Gig[™] OM3/OM4 50/125µm Multimode Simplex Fiber Optic Connectors*				
FLCSMCXABL	LC (keyed A – black) OptiCam [®] 10Gig [™] 50/125µm Multimode Simplex Fiber Optic Connector for 900µm tight-buffered fiber installation.	Keyed A – Black	1	10
FLCSMCXBRD	LC (keyed B – red) OptiCam [®] 10Gig [™] 50/125µm Multimode Simplex Fiber Optic Connector for 900µm tight-buffered fiber installation.	Keyed B – Red	1	10
FLCSMCXCGR	LC (keyed C – green) OptiCam [®] 10Gig [™] 50/125µm Multimode Simplex Fiber Optic Connector for 900µm tight-buffered fiber installation.	Keyed C – Green	1	10
FLCSMCXDYL	LC (keyed D – yellow) OptiCam [®] 10Gig [™] 50/125µm Multimode Simplex Fiber Optic Connector for 900µm tight-buffered fiber installation.	Keyed D – Yellow	1	10
FLCSMCXEOR	LC (keyed E – orange) OptiCam [®] 10Gig [™] 50/125µm Multimode Simplex Fiber Optic Connector for 900µm tight-buffered fiber installation.	Keyed E – Orange	1	10
FLCSMCXFDB	LC (keyed F – dark blue) OptiCam [®] 10Gig [™] 50/125µm Multimode Simplex Fiber Optic Connector for 900µm tight-buffered fiber installation.	Keyed F – Dark Blue	1	10
Keyed LC OptiCam[®] OM2 50/125µm Multimode Simplex Fiber Optic Connectors*				
FLCSMC5ABL	LC (keyed A – black) OptiCam [®] 50/125µm Multimode Simplex Fiber Optic Connector for 900µm tight-buffered fiber installation.	Keyed A – Black	1	10
FLCSMC5BRD	LC (keyed B – red) OptiCam [®] 50/125µm Multimode Simplex Fiber Optic Connector for 900µm tight-buffered fiber installation.	Keyed B – Red	1	10
FLCSMC5CGR	LC (keyed C – green) OptiCam [®] 50/125µm Multimode Simplex Fiber Optic Connector for 900µm tight-buffered fiber installation.	Keyed C – Green	1	10
FLCSMC5DYL	LC (keyed D – yellow) OptiCam [®] 50/125µm Multimode Simplex Fiber Optic Connector for 900µm tight-buffered fiber installation.	Keyed D – Yellow	1	10
FLCSMC5EOR	LC (keyed E – orange) OptiCam [®] 50/125µm Multimode Simplex Fiber Optic Connector for 900µm tight-buffered fiber installation.	Keyed E – Orange	1	10
FLCSMC5FDB	LC (keyed F – dark blue) OptiCam [®] 50/125µm Multimode Simplex Fiber Optic Connector for 900µm tight-buffered fiber installation.	Keyed F – Dark Blue	1	10

*To order duplex connectors, replace the first S in the part number (FLCSMCXABL) with a D (FLCDSXABL). The Keyed LC Fiber Optic System is now offering 18 colors to ensure network physical layer security with color-specific keyed connectivity. For complete keyed solutions, please reference www.panduit.com.

Keyed LC OptiCam® Fiber Optic Connectors – Pre-Polished Cam Termination (continued)



FMCBT3BL-X



FLCCLIPBL-L

Part Number	Part Description	Key Type and Color	Std. Pkg. Qty.	Std. Ctn. Qty.
Keyed LC OptiCam® OM1 62.5/125µm Multimode Simplex Fiber Optic Connectors*				
FLCSCM6ABL	LC (keyed A – black) OptiCam® 62.5/125µm Multimode Simplex Fiber Optic Connector for 900µm tight-buffered fiber installation.	Keyed A – Black	1	10
FLCSCM6BRD	LC (keyed B – red) OptiCam® 62.5/125µm Multimode Simplex Fiber Optic Connector for 900µm tight-buffered fiber installation.	Keyed B – Red	1	10
FLCSCM6CGR	LC (keyed C – green) OptiCam® 62.5/125µm Multimode Simplex Fiber Optic Connector for 900µm tight-buffered fiber installation.	Keyed C – Green	1	10
FLCSCM6DYL	LC (keyed D – yellow) OptiCam® 62.5/125µm Multimode Simplex Fiber Optic Connector for 900µm tight-buffered fiber installation.	Keyed D – Yellow	1	10
FLCSCM6EOR	LC (keyed E – orange) OptiCam® 62.5/125µm Multimode Simplex Fiber Optic Connector for 900µm tight-buffered fiber installation.	Keyed E – Orange	1	10
FLCSCM6FDB	LC (keyed F – dark blue) OptiCam® 62.5/125µm Multimode Simplex Fiber Optic Connector for 900µm tight-buffered fiber installation.	Keyed F – Dark Blue	1	10
Keyed LC OptiCam® OS1/OS2 Singlemode Simplex Fiber Optic Connectors*				
FLCSSCABL	LC (keyed A – black) OptiCam® Singlemode Simplex Fiber Optic Connector for 900µm tight-buffered fiber installation.	Keyed A – Black	1	10
FLCSSCBRD	LC (keyed B – red) OptiCam® Singlemode Simplex Fiber Optic Connector for 900µm tight-buffered fiber installation.	Keyed B – Red	1	10
FLCSSCCGR	LC (keyed C – green) OptiCam® Singlemode Simplex Fiber Optic Connector for 900µm tight-buffered fiber installation.	Keyed C – Green	1	10
FLCSSCDYL	LC (keyed D – yellow) OptiCam® Singlemode Simplex Fiber Optic Connector for 900µm tight-buffered fiber installation.	Keyed D – Yellow	1	10
FLCSSCEOR	LC (keyed E – orange) OptiCam® Singlemode Simplex Fiber Optic Connector for 900µm tight-buffered fiber installation.	Keyed E – Orange	1	10
FLCSSCFDB	LC (keyed F – dark blue) OptiCam® Singlemode Simplex Fiber Optic Connector for 900µm tight-buffered fiber installation.	Keyed F – Dark Blue	1	10
OptiCam® 1.6/2.0mm Cable Retention Boot Assemblies				
FMCBT2BL-X	OptiCam® 1.6/2.0mm Cable Retention Boot.	Black	10	100
OptiCam® 3.0mm Cable Retention Boot Assemblies				
FMCBT3BL-X	OptiCam® 3.0mm Cable Retention Boot.	Black	10	100
LC OptiCam® Duplex Clip				
FLCCLIPBL-L	LC OptiCam® Duplex Clip for duplexing two simplex LC OptiCam® Multimode or Singlemode Connectors.	Black	50	—

*To order duplex connectors, replace the first S in the part number (FLCSSCABL) with a D (FLCDSCABL).

The Keyed LC Fiber Optic System is now offering 18 colors to ensure network physical layer security with color-specific keyed connectivity. For complete keyed solutions, please reference www.panduit.com.



SC OptiCam® Fiber Optic Connectors – Pre-Polished Cam Termination

- TIA/EIA-604 FOCIS-3 compliant connectors
- Exceed TIA/EIA-568-B.3 requirements
- Connector backbone and boot colors follow TIA/EIA-568-C.3 suggested color identification scheme
- Insertion loss: 0.3dB average (multimode and singlemode)
- Return loss: >26dB (10Gig™ multimode), >20dB (singlemode)
- Quick installation; provide field termination in less than half the time of field polish connectors
- Patented re-termination capability provides yield rates approaching 100%
- Factory pre-polished fiber endface eliminates time-consuming field polishing to reduce installation costs, labor, scrap and the number of tools required
- Cam activated fiber and buffer clamp mechanisms provide superior fiber and buffer retention – less sensitivity to fiber tensile loading
- OptiCam® Termination Tool simplifies tooling and termination, and virtually eliminates operator error by providing visual indication of proper termination after the cam step has been completed
- Cable retention boot assemblies consistently provide higher than industry standard cable retention
- Non-optical disconnect maintains data transmission under tensile loads for jacketed cable
- Fiber cable size: accept 900µm tight-buffered fiber with included boot(s); accept 1.6mm – 2.0mm and 3.0mm jacketed cable with available OptiCam® Cable Retention Boot Assemblies (ten per package)– ten per package
- For 250µm coated fiber termination, use 250 micron fiber build-up tube kit or fan-out kits on pages C.27 – C.28
- Ferrule type: 2.5mm zirconia ceramic (highest durability for repeated matings) or composite to meet a variety of application requirements
- Use OptiCam® Termination Kit (FCAMKIT) on page C.101



FSCDMCXAQ



FSCDMC5BL



FSCSCBU



FMCBT3BL-X



FSCCLIP-L

Part Number	Part Description	Color	Std. Pkg. Qty.*	Std. Ctn. Qty.
SC OptiCam® 10Gig™ OM3/OM4 50/125µm Multimode Fiber Optic Connectors				
FSCMCXAQ	SC OptiCam® 10Gig™ 50/125µm OM3/OM4 Multimode Simplex Fiber Optic Connector for 900µm tight-buffered fiber installation.	Aqua	1	10
FSCDMCXAQ	SC OptiCam® 10Gig™ 50/125µm OM3/OM4 Multimode Duplex Fiber Optic Connector for 900µm tight-buffered fiber installation.	Aqua	1	10
SC OptiCam® OM2 50/125µm Multimode Fiber Optic Connectors				
FSCMC5BL	SC OptiCam® 50/125µm Multimode Simplex Fiber Optic Connector for 900µm tight-buffered fiber installation.	Black	1	10
FSCDMC5BL	SC OptiCam® 50/125µm Multimode Duplex Fiber Optic Connector for 900µm tight-buffered fiber installation.	Black	1	10
SC OptiCam® OM1 62.5/125µm Multimode Fiber Optic Connectors				
FSCMC6EI	SC OptiCam® 62.5/125µm Multimode Simplex Fiber Optic Connector for 900µm tight-buffered fiber installation.	Electric Ivory	1	10
FSCDMC6EI	SC OptiCam® 62.5/125µm Multimode Duplex Fiber Optic Connector for 900µm tight-buffered fiber installation.	Electric Ivory	1	10
SC OptiCam® OS1/OS2 Singlemode Fiber Optic Connectors				
FSCSCBU	SC OptiCam® Singlemode Simplex Fiber Optic Connector for 900µm tight-buffered fiber installation.	Blue	1	10
OptiCam® 1.6/2.0mm Cable Retention Boot Assemblies				
FMCBT2AQ-X	OptiCam® 10Gig™ OM3/OM4 1.6/2.0mm Cable Retention Boot.	Aqua	10	100
FMCBT2BL-X	OptiCam® OM2 Multimode 1.6/2.0mm Cable Retention Boot.	Black	10	100
FMCBT2EI-X	OptiCam® OM1 Multimode 1.6/2.0mm Cable Retention Boot.	Electric Ivory	10	100
FSCBT2BU-X	OptiCam® OS1/OS2 Singlemode 1.6/2.0mm Cable Retention Boot.	Blue	10	100
OptiCam® 3.0mm Cable Retention Boot Assemblies				
FMCBT3AQ-X	OptiCam® 10Gig™ OM3/OM4 3.0mm Cable Retention Boot.	Aqua	10	100
FMCBT3BL-X	OptiCam® OM2 Multimode 3.0mm Cable Retention Boot.	Black	10	100
FMCBT3EI-X	OptiCam® OM1 Multimode 3.0mm Cable Retention Boot.	Electric Ivory	10	100
FSCBT3BU-X	OptiCam® OS1/OS2 Singlemode 3.0mm Cable Retention Boot.	Blue	10	100
SC Duplex Clip				
FSCCLIP-L	SC duplex clip for duplexing two simplex Panduit SC multimode or singlemode connectors.	Black	50	—

*Simplex connectors are available in 100 count bulk packages by adding -C to the part number.





ST OptiCam® Fiber Optic Connectors – Pre-Polished Cam Termination

- TIA/EIA-604 FOCIS-2 compliant connectors
- Exceed TIA/EIA-568-B.3 requirements
- Connector backbone and boot colors follow TIA/EIA-568-C.3 suggested color identification scheme
- Insertion loss: 0.3dB average (multimode and singlemode)
- Return loss: >26dB (10Gig™ multimode), >20dB (multimode), >50dB (singlemode)
- Quick installation; provide field termination in less than half the time of field polish connectors
- Patented re-termination capability provides yield rates approaching 100%
- Factory pre-polished fiber endface eliminates time-consuming field polishing to reduce installation costs, labor, scrap and the number of tools required
- Cam activated fiber and buffer clamp mechanisms provide superior fiber and buffer retention – less sensitivity to fiber tensile loading

- OptiCam® Termination Tool simplifies tooling and termination, and virtually eliminates operator error by providing visual indication of proper termination after the cam step has been completed
- Cable retention boot assemblies consistently provide higher than industry standard cable retention
- Fiber cable size: accept 900µm tight-buffered fiber with included boot(s); accept 1.6mm – 2.0mm and 3.0mm jacketed cable with available OptiCam® Cable Retention Boot Assemblies (ten per package)
- For 250µm coated fiber termination, use 250 micron fiber build-up tube kit or fan-out kits on pages C.27 – C.28
- Ferrule type: 2.5mm zirconia ceramic (highest durability for repeated matings) or composite to meet a variety of application requirements
- Use OptiCam® Termination Kit (FCAMKIT) on page C.101



FSTMCXAQ



FSTMC5BL



FSTSCBU



FSCBT2BU-X

Part Number	Part Description	Color	Std. Pkg. Qty.*	Std. Ctn. Qty.
ST OptiCam® 10Gig™ OM3/OM4 50/125µm Multimode Fiber Optic Connectors				
FSTMCXAQ	ST OptiCam® 10Gig™ 50/125µm OM3/OM4 Multimode Simplex Fiber Optic Connector for 900µm tight-buffered fiber installation.	Aqua	1	10
ST OptiCam® OM2 50/125µm Multimode Fiber Optic Connectors				
FSTMC5BL	ST OptiCam® 50/125µm Multimode Simplex Fiber Optic Connector for 900µm tight-buffered fiber installation.	Black	1	10
ST OptiCam® OM1 62.5/125µm Multimode Fiber Optic Connectors				
FSTMC6EI	ST OptiCam® 62.5/125µm Multimode Simplex Fiber Optic Connector for 900µm tight-buffered fiber installation.	Electric Ivory	1	10
ST OptiCam® OS1/OS2 Singlemode Fiber Optic Connectors				
FSTSCBU	ST OptiCam® Singlemode Simplex Fiber Optic Connector for 900µm tight-buffered fiber installation.	Blue	1	10
OptiCam® 1.6/2.0mm Cable Retention Boot Assemblies				
FMCBT2AQ-X	OptiCam® 10Gig™ OM3/OM4 1.6/2.0mm Cable Retention Boot.	Aqua	10	100
FMCBT2BL-X	OptiCam® OM2 Multimode 1.6/2.0mm Cable Retention Boot.	Black	10	100
FMCBT2EI-X	OptiCam® OM1 Multimode 1.6/2.0mm Cable Retention Boot.	Electric Ivory	10	100
FSCBT2BU-X	OptiCam® OS1/OS2 Singlemode 1.6/2.0mm Cable Retention Boot.	Blue	10	100
OptiCam® 3.0mm Cable Retention Boot Assemblies				
FMCBT3AQ-X	OptiCam® 10Gig™ OM3/OM4 3.0mm Cable Retention Boot.	Aqua	10	100
FMCBT3BL-X	OptiCam® OM2 Multimode 3.0mm Cable Retention Boot.	Black	10	100
FMCBT3EI-X	OptiCam® OM1 Multimode 3.0mm Cable Retention Boot.	Electric Ivory	10	100
FSCBT3BU-X	OptiCam® OS1/OS2 Singlemode 3.0mm Cable Retention Boot.	Blue	10	100

*Simplex connectors are available in 100 count bulk packages by adding -C to the part number.

A. System Overview

B. Copper Systems

C. Fiber Optic Systems

D. Power over Ethernet

E. Zone Cabling

F. Wireless

G. Outlets

H. Media Distribution

I. Physical Infrastructure Management

J. Overhead & Underfloor Routing

K. Surface Raceway

L. Cabinets, Racks & Cable Management

M. Grounding & Bonding

N. Industrial

O. Labeling & Identification

P. Cable Management Accessories

Q. Index




LC Fiber Optic Connectors – Field Polish Termination

- TIA/EIA-604 FOCIS-10 compatible connectors
- Exceed TIA/EIA-568-B.3 requirements
- Connector housing and boot colors follow TIA/EIA-568-C.3 suggested color identification scheme
- Insertion loss: 0.10dB average (multimode and singlemode)
- Return loss: >20dB (multimode), >40dB (singlemode)
- Non-optical disconnect maintains data transmission under tensile loads for jacketed cable
- Each simplex connector includes connector body/ferrule assembly, crimp sleeve, one boot for 900µm buffered fiber and one boot for 1.6mm – 2.0mm jacketed cable and one dust cap; 3.0mm jacketed cable connectors are also available separately
- Each duplex connector includes two connector body/ferrule assemblies, two crimp sleeves, two boots for 1.6mm – 2.0mm or 3.0mm jacketed cable or two boots for 900µm buffered fiber, two dust caps and one duplex clip
- LC duplex clip available separately for duplexing two simplex Panduit LC Connectors
- Fiber cable type: tight-buffered recommended
- Fiber cable size: accept 1.6mm – 2.0mm or 3.0mm jacketed cable, or 900µm buffered fiber (noted in part description)
- For 250µm coated fiber termination, use 250 micron fiber build-up tube kit or fan-out kits on pages C.27 – C.28
- Ferrule type: 1.25mm zirconia ceramic (highest durability for repeated matings)
- Field polish termination – Panduit recommends anaerobic adhesive on pages C.103, C.104
- Use field polish termination kit (FIELDKIT) on pages C.103, C.104

**FLCSMBLY****FLCDMBLY****FLCDM3.0EI**

Part Number	Part Description	Color	Std. Pkg. Qty.	Std. Ctn. Qty.
LC OM4/OM3/OM2 Multimode Fiber Optic Connectors				
FLCSMBLY	LC multimode simplex fiber optic connector for 1.6mm – 2.0mm jacketed cable or 900µm buffered fiber installation.	Black	1	10
FLCSM3.0BL	LC multimode simplex fiber optic connector for 3.0mm jacketed cable installation.	Black	1	10
FLCDBMBLY	LC multimode duplex fiber optic connector for 1.6mm – 2.0mm jacketed cable installation.	Black	1	10
FLCDM900BLY	LC multimode duplex fiber optic connector for 900µm buffered fiber installation.	Black	1	10
FLCDM3.0BL	LC multimode duplex fiber optic connector for 3.0mm jacketed cable installation.	Black	1	10
LC OM1 Multimode Fiber Optic Connectors				
FLCSMEIY	LC multimode simplex fiber optic connector for 1.6mm – 2.0mm jacketed cable or 900µm buffered fiber installation.	Electric Ivory	1	10
FLCSM3.0EI	LC multimode simplex fiber optic connector for 3.0mm jacketed cable installation.	Electric Ivory	1	10
FLCDMEIY	LC multimode duplex fiber optic connector for 1.6mm – 2.0mm jacketed cable installation.	Electric Ivory	1	10
FLCDM900EIY	LC multimode duplex fiber optic connector for 900µm buffered fiber installation.	Electric Ivory	1	10
FLCDM3.0EI	LC multimode duplex fiber optic connector for 3.0mm jacketed cable installation.	Electric Ivory	1	10

LC Fiber Optic Connectors – Field Polish Termination (continued)



FLCSSBUY



FLCDSBUY



FLCDS3.0BU



FLCCLIP-L

Part Number	Part Description	Color	Std. Pkg. Qty.	Std. Ctn. Qty.
LC OS1/OS2 Singlemode Fiber Optic Connectors				
FLCSSBUY	LC singlemode simplex fiber optic connector for 1.6mm – 2.0mm jacketed cable or 900µm buffered fiber installation.	Blue	1	10
FLCSS3.0BU	LC singlemode simplex fiber optic connector for 3.0mm jacketed cable installation.	Blue	1	10
FLCDSBUY	LC singlemode duplex fiber optic connector for 1.6mm – 2.0mm jacketed cable installation.	Blue	1	10
FLCDS900BUY	LC singlemode duplex fiber optic connector for 900µm buffered fiber installation.	Blue	1	10
FLCDS3.0BU	LC singlemode duplex fiber optic connector for 3.0mm jacketed cable installation.	Blue	1	10
LC 10Gig™ OM3/OM4 Field Polish Boots				
FLCBT900AQ-X	LC 10Gig™ OM3/OM4 Field Polish Boot for 900µm buffered fiber.	Aqua	10	100
FLCBT2AQ-X	LC 10Gig™ OM3/OM4 Field Polish Boot for 1.6/2.0mm jacketed cable.	Aqua	10	100
FLCBT3AQ-X	LC 10Gig™ OM3/OM4 Field Polish Boot for 3.0mm jacketed cable.	Aqua	10	100
LC Duplex Clip				
FLCCLIP-L	LC duplex clip for duplexing two simplex Panduit LC field polish multimode or singlemode connectors.	White	50	—

SC Fiber Optic Connectors – Field Polish Termination

- TIA/EIA-604 FOCIS-3 compliant connectors
- Exceed TIA/EIA-568-B.3 requirements
- Connector outer housing and boot colors follow TIA/EIA-568-C.3 suggested color identification scheme
- Insertion loss: 0.10dB average (multimode), 0.15dB average (singlemode)
- Return loss: >20dB (multimode), >40dB (singlemode)
- Non-optical disconnect maintains data transmission under tensile loads for jacketed cable
- Free floating housing ensures complete latching even when inserted by the boot, beneficial in high density spacing applications
- Pre-assembled inner housing simplifies assembly
- Each simplex connector includes inner housing assembly, outer housing, crimp sleeve, one boot for 900µm buffered fiber, one boot for 3mm jacketed cable, and one dust cap
- Each duplex connector includes two inner housing assemblies, two outer housings, two crimp sleeves, two boots for 3mm jacketed cable, two dust caps, and one duplex clip
- SC duplex clip available separately for duplexing two simplex Panduit SC Connectors
- Fiber cable type: tight-buffered recommended
- Fiber cable size: accept 900µm buffered fiber, 3mm jacketed cable or 1.6mm – 2.0mm jacketed cable (noted in part description)
- For 250µm coated fiber termination, use 250 micron fiber build-up tube kit or fan-out kits on pages C.27 – C.28
- Ferrule type: 2.5mm zirconia ceramic (highest durability for repeated matings)
- Field polish termination – Panduit recommends anaerobic adhesive on pages C.103, C.104
- Use field polish termination kit (FIELDKIT) on pages C.103, C.104



FSCM5BL



FSCMBL



FSCMRD



FSCDM



FSCSBU



FSCBT2BU-X



FSCCLIP-L

Part Number	Part Description	Color	Std. Pkg. Qty.	Std. Ctn. Qty.
-------------	------------------	-------	----------------	----------------

SC OM3/OM2 Multimode Fiber Optic Connectors

FSCM5BL	SC multimode simplex fiber optic connector for 3.0mm jacketed cable or 900µm buffered fiber installation.	Black	1	10
FSCM2.05BL	SC multimode simplex fiber optic connector for 1.6mm – 2.0mm jacketed cable or 900µm buffered fiber installation.	Black	1	10
FSCDM5BL	SC multimode duplex fiber optic connector for 3.0mm jacketed cable installation.	Black	1	10

SC OM1 Multimode Fiber Optic Connectors

FSCMBL	SC multimode simplex fiber optic connector for 3.0mm jacketed cable or 900µm buffered fiber installation.	Black	1	10
FSCMRD	SC multimode simplex fiber optic connector for 3.0mm jacketed cable or 900µm buffered fiber installation.	Red	1	10
FSCM2.0BL	SC multimode simplex fiber optic connector for 1.6mm – 2.0mm jacketed cable or 900µm buffered fiber installation.	Black	1	10
FSCM2.0RD	SC multimode simplex fiber optic connector for 1.6mm – 2.0mm jacketed cable or 900µm buffered fiber installation.	Red	1	10
FSCDM	SC multimode duplex fiber optic connector for 3.0mm jacketed cable installation.	Red & Black	1	10

SC OS1/OS2 Singlemode Fiber Optic Connectors

FSCSBU	SC singlemode simplex fiber optic connector for 3.0mm jacketed cable or 900µm buffered fiber installation.	Blue	1	10
FSCS2.0BU	SC singlemode simplex fiber optic connector for 1.6mm – 2.0mm jacketed cable or 900µm buffered fiber installation.	Blue	1	10

SC 900µm Field Polish Boots

FSCBT900AQ-X	SC 10Gig [™] OM3 Field Polish Boot for 900µm buffered fiber.	Aqua	10	100
FSCBT900EI-X	SC OM1 multimode field polish boot for 900µm buffered fiber.	Electric Ivory	10	100

SC 1.6/2.0mm Field Polish Boots

FSCBT2BU-X	OptiCam [®] OS1/OS2 Singlemode 1.6/2.0mm Cable Retention Boot.	Blue	10	100
------------	---	------	----	-----

SC 3.0mm Field Polish Boots

FSCBT3AQ-X	SC 10Gig [™] OM3 Field Polish Boot for 3.0mm jacketed cable.	Aqua	10	100
FSCBT3EI-X	SC OM1 multimode field polish boot for 3.0mm jacketed cable.	Electric Ivory	10	100

SC Duplex Clip

FSCCLIP-L	SC duplex clip for duplexing two simplex Panduit SC multimode or singlemode connectors.	Black	50	—
-----------	---	-------	----	---

ST Fiber Optic Connectors – Field Polish Termination

- TIA/EIA-604 FOCIS-2 compatible connectors
- Exceed TIA/EIA-568-B.3 requirements
- Insertion loss: 0.15dB average (multimode), 0.20dB average (singlemode)
- Return loss: >20dB (multimode), >40dB (singlemode)
- Each connector includes metal connector body/ferrule assembly, spring, metal bayonet, crimp sleeve, one boot for 900µm buffered fiber, one boot for 3mm jacketed cable, and one dust cap
- Fiber cable type: tight-buffered recommended
- Fiber cable size: accept 3.0mm jacketed cable or 900µm buffered fiber
- For 250µm coated fiber termination, use 250 micron fiber build-up tube kit or fan-out kits on pages C.27 – C.28
- Ferrule type: 2.5mm zirconia ceramic (highest durability for repeated matings)
- Field polish termination – Panduit recommends anaerobic adhesive on pages C.103, C.104
- Use field polish termination kit (FIELDKIT) on pages C.103, C.104



Part Number	Part Description	Color	Std. Pkg. Qty.	Std. Ctn. Qty.
ST Multimode Fiber Optic Connectors				
FSTMABL	ST multimode simplex fiber optic connector for 3.0mm jacketed cable or 900µm buffered fiber installation.	Black	1	10
FSTMARD		Red	1	10
ST Singlemode Fiber Optic Connector				
FSTSABU	ST singlemode simplex fiber optic connector for 3.0mm jacketed cable or 900µm buffered fiber installation.	Blue	1	10

250 Micron Fiber Build-Up Tube Kit

- Includes 100 build-up tubes and supplemental instructions for terminating Panduit field polish, Opti-Crimp®, or OptiCam® Fiber Optic Connectors onto 250µm coated fiber
- Used with 900µm boots included with connectors and the current fiber optic termination kit



Part Number	Part Description	Std. Pkg. Qty.
F250BT-C	250 micron fiber build-up tube kit; includes 100 build-up tubes and supplemental installation instructions.	100

Furcation Kits

- Used to build up 900µm fiber to 3mm jacketed fiber to strengthen and protect the fiber
- Include furcation tubing with strength members and heat shrink
- Length: 1 meter



FK2BJ

Part Number	Part Description	Std. Pkg. Qty.	Std. Ctn. Qty.
FK2BJ	Build up 900µm fiber to 3mm jacketed fiber; for two fibers.	1	10
FK4BJ	Build up 900µm fiber to 3mm jacketed fiber; for four fibers.	1	10

Fan-Out Kits

- Used to build up 250µm fiber to 900µm loose buffered coating size for connector termination
- Include 900µm hollow tubing and plastic housings
- Include adhesive tape for mounting
- Include TEFLON* powder for easy insertion of fibers
- Length: 1 meter (39.37")



FO12CB

Part Number	Part Description	Std. Pkg. Qty.	Std. Ctn. Qty.
FO6CB	Build up 250µm fiber to 900µm loose buffered coating size; for six fibers.	1	10
FO12CB	Build up 250µm fiber to 900µm loose buffered coating size; for twelve fibers.	1	10

*TEFLON is a registered trademark of E.I. du Pont de Nemours and Company.

LC Sr./Sr. Fiber Optic Adapters

- TIA/EIA-604 FOCIS-10 compatible adapters
- Exceed TIA/EIA-568-B.3 requirements
- Adapter housing colors follow TIA/EIA-568-C.3 suggested color identification scheme
- Sr./Sr. (Senior/Senior) adapters have a FOCIS-10 senior adapter interface at each end
- Accept FOCIS-10 compatible senior LC connectors
- Choice of phosphor bronze or zirconia ceramic split sleeves to fit specific network requirements; zirconia ceramic split sleeves are recommended for OM3/OM4 multimode and OS1/OS2 singlemode applications
- LC simplex and duplex adapters are also available in Opticom[®] Fiber Adapter Panels on page C.39 and in QuickNet[™] Fiber Optic Cassettes on pages C.44 – C.53 to provide a complete LC system solution
- LC duplex adapters are also available in Mini-Com[®] Modules on pages C.32 – C.33



FADSLCZAQ-L



FADSLCBL-L



FADSLCEI-L



FASSLCZBU-L

Part Number	Part Description	Split Sleeve Material	Std. Pkg. Qty.	Std. Ctn. Qty.
LC Sr./Sr. Fiber Optic Adapters – 10Gig[™] OM3/OM4 50/125µm (Aqua)				
FADSLCZAQ-L	LC Sr./Sr. 10Gig [™] SFF Duplex Multimode Fiber Optic Adapter with zirconia ceramic split sleeves.	Zirconia Ceramic	50	100
FADSLCAQ-L	LC Sr./Sr. 10Gig [™] SFF Duplex Multimode Fiber Optic Adapter with phosphor bronze split sleeves.	Phosphor Bronze	50	100
LC Sr./Sr. Fiber Optic Adapters – OM2 50/125µm (Black)				
FADSLCBL-L	LC Sr./Sr. SFF duplex multimode fiber optic adapter with phosphor bronze split sleeves.	Phosphor Bronze	50	100
LC Sr./Sr. Fiber Optic Adapters – OM1 62.5µm (Electric Ivory)				
FADSLCEI-L	LC Sr./Sr. SFF duplex multimode fiber optic adapter with phosphor bronze split sleeves.	Phosphor Bronze	50	100
LC Sr./Sr. Fiber Optic Adapters – OS1/OS2 9/125µm (Blue)				
FASSLCZBU-L	LC Sr./Sr. SFF simplex singlemode fiber optic adapter with zirconia ceramic split sleeve.	Zirconia Ceramic	50	100
FADSLCZBU-L	LC Sr./Sr. SFF duplex singlemode fiber optic adapter with zirconia ceramic split sleeves.	Zirconia Ceramic	50	100

LC Sr./Jr. Fiber Optic Adapters

- TIA/EIA-604 FOCIS-10 compatible adapters
- Exceed TIA/EIA-568-B.3 requirements
- Adapter housing colors follow TIA/EIA-568-C.3 suggested color identification scheme
- Sr./Jr. (Senior/Junior) adapters have a FOCIS-10 senior adapter interface at one end and a FOCIS-10 junior adapter interface at the other end
- Both ends accept FOCIS-10 compatible senior LC connectors
- Junior end also accepts FOCIS-10 compatible junior (fixed ferrule/springless) LC connectors
- Accommodate tighter applications (inside wall); allowing easier access to LC connectors terminated on 900µm buffered fiber
- Choice of phosphor bronze or zirconia ceramic split sleeves to fit specific network requirements; zirconia ceramic split sleeves are recommended for OM3/OM4 multimode and OS1/OS2 singlemode applications
- LC simplex and duplex adapters are also available in Opticom® Fiber Adapter Panels on page C.39 and in QuickNet™ Fiber Optic Cassettes on pages C.44 – C.53 to provide a complete LC system solution
- LC duplex adapters are also available in Mini-Com® Modules on page C.33



FADJLCZAQ-L



FADJLCBL-L



FADJLCBL-L




FASJLCZBU-L

Part Number	Part Description	Split Sleeve Material	Std. Pkg. Qty.	Std. Ctn. Qty.
LC Sr./Jr. Fiber Optic Adapters – 10Gig™ OM3/OM4 50/125µm (Aqua)				
FADJLCZAQ-L	LC Sr./Jr. 10Gig™ SFF Duplex Multimode Fiber Optic Adapter with zirconia ceramic split sleeves.	Zirconia Ceramic	50	100
FADJLCAQ-L	LC Sr./Jr. 10Gig™ SFF Duplex Multimode Fiber Optic Adapter with phosphor bronze split sleeves.	Phosphor Bronze	50	100
LC Sr./Jr. Fiber Optic Adapters – OM2 50/125µm (Black)				
FADJLCBL-L	LC Sr./Jr. SFF duplex multimode fiber optic adapter with phosphor bronze split sleeves.	Phosphor Bronze	50	100
LC Sr./Jr. Fiber Optic Adapters – OM1 62.5/125µm (Electric Ivory)				
FADJLCEI-L	LC Sr./Jr. SFF duplex multimode fiber optic adapter with phosphor bronze split sleeves.	Phosphor Bronze	50	100
LC Sr./Jr. Fiber Optic Adapters – OS1/OS2 9/125µm (Blue)				
FASJLCZBU-L	LC Sr./Jr. SFF simplex singlemode fiber optic adapter with zirconia ceramic split sleeve.	Zirconia Ceramic	50	100
FADJLCZBU-L	LC Sr./Jr. SFF duplex singlemode fiber optic adapter with zirconia ceramic split sleeves.	Zirconia Ceramic	50	100

SC Fiber Optic Adapters

- TIA/EIA-604 FOCIS-3 compliant adapters
- Exceed TIA/EIA-568-B.3 requirements
- Adapter housing colors follow TIA/EIA-568-C.3 suggested color identification scheme
- Integrated retention clip automatically adjusts for FOCIS-3 compliant panel thickness variations, creating a snug fit to reduce rattles; no metal clips to become bent or damaged
- Improved protective cap fully surrounds split sleeve opening
- Choice of phosphor bronze or zirconia ceramic split sleeves to fit specific network requirements; zirconia ceramic split sleeves are recommended for OM3/OM4 multimode and OS1/OS2 singlemode applications
- Short flange design for improved modularity and higher density usage
- Q.C. number and split sleeve material laser marked on every adapter assures 100% traceability and quick and easy identification of split sleeve material
- SC simplex and duplex adapters are also available in Opticom[®] Fiber Adapter Panels on pages C.41 – C.42 and in QuickNet[™] Fiber Optic Cassettes on pages C.44 – C.45 and C.47 – C.48 to provide a complete SC system solution
- SC simplex and duplex adapters are also available in Mini-Com[®] Modules on page C.35

**FADSCZAQ-L****FADSCBCL-L****FADSCBLL-L****FADSCBLL-L****FADSCBU-L****FADSCZAG-L**

Part Number	Part Description	Split Sleeve Material	Std. Pkg. Qty.	Std. Ctn. Qty.
SC Fiber Optic Adapters – 10Gig™ OM3/OM4 50/125µm (Aqua)				
FASSCZAQ-L	SC 10Gig™ Simplex Multimode Fiber Optic Adapter with zirconia ceramic split sleeve.	Zirconia Ceramic	50	100
FASSCAQ-L	SC 10Gig™ Simplex Multimode Fiber Optic Adapter with phosphor bronze split sleeve.	Phosphor Bronze	50	100
FADSCZAQ-L	SC 10Gig™ Duplex Multimode Fiber Optic Adapter with zirconia ceramic split sleeves.	Zirconia Ceramic	50	100
FADSCAQ-L	SC 10Gig™ Duplex Multimode Fiber Optic Adapter with phosphor bronze split sleeves.	Phosphor Bronze	50	100
SC Fiber Optic Adapters – OM2 50/125µm (Black)				
FASSCBL-L	SC simplex multimode fiber optic adapter with phosphor bronze split sleeve.	Phosphor Bronze	50	100
FADSCBL-L	SC duplex multimode fiber optic adapter with phosphor bronze split sleeves.	Phosphor Bronze	50	100
SC Fiber Optic Adapters – OM1 62.5/125µm (Electric Ivory)				
FASSCEI-L	SC simplex multimode fiber optic adapter with phosphor bronze split sleeve.	Phosphor Bronze	50	100
FADSCEI-L	SC duplex multimode fiber optic adapter with phosphor bronze split sleeves.	Phosphor Bronze	50	100
SC Fiber Optic Adapters – OS1/OS2 9/125µm (Blue)				
FASSCZBU-L	SC simplex singlemode fiber optic adapter with zirconia ceramic split sleeve.	Zirconia Ceramic	50	100
FASSCBU-L	SC simplex fiber optic adapter with phosphor bronze split sleeve.	Phosphor Bronze	50	100
FADSCZBU-L	SC duplex singlemode fiber optic adapter with zirconia ceramic split sleeves.	Zirconia Ceramic	50	100
FADSCBU-L	SC duplex fiber optic adapter with phosphor bronze split sleeves.	Phosphor Bronze	50	100
SC Fiber Optic Adapters – APC OS1/OS2 9/125µm (Green)				
FASSCZAG-L	SC APC simplex singlemode fiber optic adapter with zirconia ceramic split sleeve.	Zirconia Ceramic	50	100
FADSCZAG-L	SC APC duplex singlemode fiber optic adapter with zirconia ceramic split sleeves.	Zirconia Ceramic	50	100

ST Fiber Optic Adapters

- TIA/EIA-604 FOCIS-2 compatible adapters
- Exceed TIA/EIA-568-B.3 requirements
- Choice of phosphor bronze or zirconia ceramic split sleeves to fit specific network requirements; zirconia ceramic split sleeves are recommended for OM3 multimode and OS1/OS2 singlemode applications
- ST simplex adapters are also available in Opticom® Fiber Adapter Panels on page C.43 and in QuickNet™ MTP* Fiber Optic Cassettes on pages C.46 – C.53 to provide a complete ST system solution
- ST simplex adapters are also available in Mini-Com® Modules on page C.36 – C.38



FASSTZ-L

Part Number	Part Description	Split Sleeve Material	Std. Pkg. Qty.	Std. Ctn. Qty.
FASSTZ-L	ST singlemode fiber optic adapter with zirconia ceramic sleeve.	Zirconia Ceramic	50	100
FASST-L	ST multimode fiber optic adapter with phosphor bronze split sleeve.	Phosphor Bronze	50	100

*MTP is a registered trademark of US Conec Ltd.

MPO Mini-Com® Fiber Optic Adapter Module



- TIA/EIA-604 FOCIS-5 compliant adapter
- Exceeds TIA/EIA-568-B.3 requirements
- Compatible with Mini-Com® products for complete modularity
- Designed for multimode or singlemode MPO connectors, patch cords, or cable assemblies
- Mini-Com® MPO Adapters are also available in fiber adapter panels to provide a complete MPO solution



Part Number	Part Description	No. of Module Spaces	Module Color	Std. Pkg. Qty.	Std. Ctn. Qty.
CMMPOBLBL	Module supplied with one MPO fiber optic adapter.	2	Black	1	10

For MPO connector cleaning tools, see page C.105.



LC Sr./Jr. Mini-Com® Fiber Optic Adapter Modules


- TIA/EIA-604 FOCIS-10 compatible adapters
- Exceed TIA/EIA-568-B.3 requirements
- Adapter housing colors follow TIA/EIA-568-C.3 suggested color identification scheme
- Small form factor (SFF) duplex adapter design fits into single module space
- Compatible with Mini-Com® products for complete modularity
- Accept FOCIS-10 compatible senior LC connectors at either end and FOCIS-10 junior LC connectors at the inside end for behind the wall applications
- Choice of phosphor bronze or zirconia ceramic split sleeves to fit specific network requirements; zirconia ceramic split sleeves are recommended for OM3/OM4 multimode and OS1/OS2 singlemode applications
- Every adapter is laser marked with Q.C. number to assure 100% traceability
- LC simplex and duplex adapters are also available separately on pages C.28 – C.29 and in patch panels or fiber adapter panels to provide a complete LC system solution




CMDJAQLCZ



CMDJALCBL



CMDJLCEI



CMDJLCZBU

Part Number	Part Description	No. of Module Spaces	Module Color‡	Std. Pkg. Qty.	Std. Ctn. Qty.
LC Sr./Jr. Fiber Optic Adapter Modules – 10Gig™ OM3/OM4 50/125µm (Aqua Adapters)					
CMDJAQLCZBL	Module supplied with one LC Sr./Jr. 10Gig™ SFF Duplex Multimode Fiber Optic Adapter (AQ) with zirconia ceramic split sleeves.	1	Black	1	10
CMDJALCBL	Module supplied with one LC Sr./Jr. 10Gig™ SFF Duplex Multimode Fiber Optic Adapter (AQ) with phosphor bronze split sleeves.	1	Black	1	10

LC Sr./Jr. Fiber Optic Adapter Modules – OM2 50/125µm (Black Adapters)

CMDJBLLCBL	Module supplied with one LC Sr./Jr. SFF duplex multimode fiber optic adapter (BL) with phosphor bronze split sleeves.	1	Black	1	10
------------	---	---	-------	---	----

LC Sr./Jr. Fiber Optic Adapter Modules – OM1 62.5/125µm (Electric Ivory Adapters)

CMDJLCEI	Module supplied with one LC Sr./Jr. SFF duplex multimode fiber optic adapter (EI) with phosphor bronze split sleeves.	1	Electric Ivory	1	10
----------	---	---	----------------	---	----

LC Sr./Jr. Fiber Optic Adapter Modules – OS1/OS2 9/125µm (Blue Adapters)













CMDJLCZBU	Module supplied with one LC Sr./Jr. SFF duplex singlemode fiber optic adapter (BU) with zirconia ceramic split sleeves.	1	Blue	1	10
-----------	---	---	------	---	----

‡For other colors module colors, replace suffix BL (Black), EL (Electric Ivory), or BU (Blue) with EI (Electric Ivory), BU (Blue), BL (Black), IW (Off White) or AW (Arctic White). 10Gig™ Aqua Adapters are available in black modules only.



Keyed LC Mini-Com® Fiber Optic Adapter Modules

- Exceed TIA/EIA-568-B.3 requirements
- Include color-specific keys with positive and negative keying features to visually and mechanically distinguish connections to prevent unauthorized mating with unlike keyed or non-keyed connectors or patch cords
- Part of a complete keyed LC system that includes Opti-Core® Patch Cords and Pigtails, OptiCam® Pre-Polished Cam Connectors, Opticom® Fiber Adapter Panels (FAPs), and Mini-Com® Adapter Modules
- Small form factor (SFF) keyed LC duplex adapter design fits into single module space
- Compatible with Mini-Com® products for complete modularity
- Provide a keyed senior adapter interface at each end for keyed LC connectivity
- Include zirconia ceramic split sleeves for superior performance and reliability
- Every adapter is laser marked with Q.C. number to assure 100% traceability
- Keyed LC adapters are also available in Keyed LC QuickNet™ Fiber Optic Cassettes on pages C.49 – C.53, or Keyed LC Opticom® Fiber Adapter Panels (FAPs) on page C.40, to provide a complete keyed LC system solution

Part Number	Part Description	No. of Module Spaces	Key Type and Color	Module Color‡	Std. Pkg. Qty.	Std. Ctn. Qty.		
 CMDABLLCZ	 CMDABLLCZ	CMDABLLCZIW	Module supplied with one LC (keyed A – black) Sr./Sr. SFF duplex fiber optic adapter with zirconia ceramic split sleeves.	1	Keyed A – Black	Off White	1	10
 CMDBRDLCZ	 CMDBRDLCZ	CMDBRDLCZIW	Module supplied with one LC (keyed B – red) Sr./Sr. SFF duplex fiber optic adapter with zirconia ceramic split sleeves.	1	Keyed B – Red	Off White	1	10
 CMDCGRLCZ	 CMDCGRLCZ	CMDCGRLCZIW	Module supplied with one LC (keyed C – green) Sr./Sr. SFF duplex fiber optic adapter with zirconia ceramic split sleeves.	1	Keyed C – Green	Off White	1	10
 CMDDYLLCZ	 CMDDYLLCZ	CMDDYLLCZIW	Module supplied with one LC (keyed D – yellow) Sr./Sr. SFF duplex fiber optic adapter with zirconia ceramic split sleeves.	1	Keyed D – Yellow	Off White	1	10
 CMDEORLCZ	 CMDEORLCZ	CMDEORLCZIW	Module supplied with one LC (keyed E – orange) Sr./Sr. SFF duplex fiber optic adapter with zirconia ceramic split sleeves.	1	Keyed E – Orange	Off White	1	10
 CMDFBLCZ	 CMDFBLCZ	CMDFDBLCZIW	Module supplied with one LC (keyed F – dark blue) Sr./Sr. SFF duplex fiber optic adapter with zirconia ceramic split sleeves.	1	Keyed F – Dark Blue	Off White	1	10

‡For other colors replace suffix IW (Off White) with AW (Arctic White), BL (Black), BU (Blue) or EI (Electric Ivory).

The Keyed LC Fiber Optic System is now offering 18 colors to ensure network physical layer security with color-specific keyed connectivity.



SC Mini-Com® Fiber Optic Adapter Modules

- TIA/EIA-604 FOCIS-3 compliant adapters
- Exceed TIA/EIA-568-B.3 requirements
- Adapter housing colors follow TIA/EIA-568-C.3 suggested color identification scheme
- Compatible with Mini-Com® products for complete modularity
- Improved protective cap fully surrounds split sleeve opening
- Choice of phosphor bronze or zirconia ceramic split sleeves to fit specific network requirements; zirconia ceramic split sleeves are recommended for OM3/OM4 multimode and OS1/OS2 singlemode applications
- Every adapter is laser marked with Q.C. number to assure 100% traceability
- Mini-Com® SC Simplex Adapter Modules are commonly used with Mini-Com® Patch Panels, Faceplates, and Surface Mount Boxes
- SC simplex and duplex adapters are also available separately on page C.30 and in patch panels or fiber adapter panels to provide a complete SC system solution



CMAQSC



CMBLSC



CMDEISCEI



CMSBUSCZ



CMSAGSCZ

Part Number	Part Description	No. of Module Spaces	Module Color‡	Std. Pkg. Qty.	Std. Ctn. Qty.
-------------	------------------	----------------------	---------------	----------------	----------------

SC Fiber Optic Adapter Modules – 10Gig™ OM3/OM4 50/125µm (Aqua Adapters)

CMSAQSCZBL	Module supplied with one SC 10Gig™ Simplex Multimode Fiber Optic Adapter (AQ) with zirconia ceramic split sleeve.	1	Black	1	10
CMSAQSCBL	Module supplied with one SC 10Gig™ Simplex Multimode Fiber Optic Adapter (AQ) with phosphor bronze split sleeve.	1	Black	1	10
CMDAQSCZBL	Module supplied with one SC 10Gig™ Duplex Multimode Fiber Optic Adapter (AQ) with zirconia ceramic split sleeves.	2	Black	1	10
CMDAQSCBL	Module supplied with one SC 10Gig™ Duplex Multimode Fiber Optic Adapter (AQ) with phosphor bronze split sleeves.	2	Black	1	10

SC Fiber Optic Adapter Modules – OM2 50/125µm (Black Adapters)

CMSBLSCBL	Module supplied with one SC simplex multimode fiber optic adapter (BL) with phosphor bronze split sleeve.	1	Black	1	10
CMDBLSCBL	Module supplied with one SC duplex multimode fiber optic adapter (BL) with phosphor bronze split sleeves.	2	Black	1	10

SC Fiber Optic Adapter Modules – OM1 62.5/125µm (Electric Ivory Adapters)

CMSEISCEI	Module supplied with one SC simplex multimode fiber optic adapter (EI) with phosphor bronze split sleeve.	1	Electric Ivory	1	10
CMDEISCEI	Module supplied with one SC duplex multimode fiber optic adapter (EI) with phosphor bronze split sleeves.	2	Electric Ivory	1	10

SC Fiber Optic Adapter Modules – OS1/OS2 9/125µm (Blue Adapters)

CMSBUSCZBU	Module supplied with one SC simplex singlemode fiber optic adapter (BU) with zirconia ceramic split sleeve.	1	Blue	1	10
CMDBUSCZBU	Module supplied with one SC duplex singlemode fiber optic adapter (BU) with zirconia ceramic split sleeves.	2	Blue	1	10

SC Fiber Optic Adapter Modules – APC OS1/OS2 9/125µm (Green Adapters)

CMSAGSCZBL	Module supplied with one SC APC simplex singlemode fiber optic adapter (AG) with zirconia ceramic split sleeve.	1	Black	1	10
CMDAGSCZBL	Module supplied with one SC APC duplex singlemode fiber optic adapter (AG) with zirconia ceramic split sleeves.	2	Black	1	10

‡For other colors module colors, replace suffix BL (Black), EL (Electric Ivory), or BU (Blue) with EI (Electric Ivory), BU (Blue), BL (Black), IW (Off White) or AW (Arctic White). 10Gig™ and APC Adapters are available in black modules only.

ST Mini-Com[®] Fiber Optic Adapter Modules

- TIA/EIA-604 FOCIS-2 compatible adapters
- Exceed TIA/EIA-568-B.3 requirements
- Compatible with Mini-Com[®] products for complete modularity
- Choice of phosphor bronze or zirconia ceramic split sleeves to fit specific network requirements; zirconia ceramic split sleeves are recommended for OM3/OM4 multimode and OS1/OS2 singlemode applications
- Mini-Com[®] ST Simplex Adapter Modules are commonly used with Mini-Com[®] Patch Panels
- ST simplex adapters are also available separately, and in patch panels or fiber adapter panels to provide a complete ST system solution

**CMSTZ**

Part Number	Part Description	No. of Module Spaces	Module Color‡	Std. Pkg. Qty.	Std. Ctn. Qty.
CMSTZBU	Module supplied with one ST singlemode fiber optic adapter with zirconia ceramic split sleeve.	1	Blue	1	10
CMSTEI	Module supplied with one ST multimode fiber optic adapter with phosphor bronze split sleeve.	1	Electric Ivory	1	10

‡For other colors replace suffix BU (Blue) or EI (Electric Ivory) with EI (Electric Ivory), BU (Blue), BL (Black), IW (Off White) or AW (Arctic White).



Mini-Com[®] Fiber Cable Strain Relief Module

- Provides pass-thru access and patented strain relief protection of fiber cable
- Commonly used with MDU installations on pages H.1 – H.5 and IndustrialNet™ 8-port DIN Rail Fiber Optic Enclosure
- Compatible with Mini-Com[®] products for complete modularity



Part Number	Part Description	No. of Module Spaces	Module Color‡	Std. Pkg. Qty.	Std. Ctn. Qty.
CMCSRIW	Fiber cable strain relief module.	1	Off White	1	10

‡For other colors replace suffix IW (Off White) with BL (Black), BU (Blue), EI (Electric Ivory), IG (International Gray) or WH (White).



Mini-Com[®] Blank Module

- Secures opening to prevent tampering
- Compatible with Mini-Com[®] Modular Patch Panels, Faceplates, and Surface Mount Boxes



Part Number	Part Description	No. of Module Spaces	Color‡	Std. Pkg. Qty.	Std. Ctn. Qty.
CMBBL-X	1-position, reserves space for future use.	1	Black	10	50

‡For other colors replace suffix BL (Black) with IW (Off White), EI (Electric Ivory), WH (White) or IG (International Gray).

QuickNet™ Fiber Optic Migration Adapter Panels (FAPs)



- Factory assembled, and 100% tested
- Compatible with QuickNet™ Patch Panels
- Adapter housing colors follow TIA/EIA-568-C.3 suggested color identification scheme
- Significantly reduce installation time and labor by eliminating field connector terminations
- Lifetime traceability of test data to a Q.C. number on each fiber adapter panel



FQMAP45BL



FQMAP65BL



FQMAP85BL

Part Number	Part Description	Color	Std. Pkg. Qty.	Std. Ctn. Qty.
QuickNet™ Fiber Optic Migration Adapter Panels (FAPs)				
FQMAP45BL	QuickNet™ Fiber Optic Migration Adapter Panel – 4 MPO key-up/key-down adapters.	Black	1	10
FQMAP65BL	QuickNet™ Fiber Optic Migration Adapter Panel – 6 MPO key-up/key-down adapters.	Black	1	10
FQMAP85BL	QuickNet™ Fiber Optic Migration Adapter Panel – 8 MPO key-up/key-down adapters.	Black	1	10

QuickNet™ Fiber Optic Migration Adapter Panels are also available in Charcoal Gray (CG). Ex: FQMAP45BL to FQMAP46CG





Opticom® MPO Fiber Optic Adapter Panels (FAPs)

- Loaded with TIA/EIA-604 FOCIS-5 compliant adapters
- Exceed TIA/EIA-568-C.3 requirements
- Screen printed for horizontal or vertical orientation
- Designed for multimode or singlemode MPO connectors, patch cords, or cable assemblies
- Snap quickly into the front of all Opticom® and Opticom® QuickNet™ Components
- Can be used with Opticom® Zero RU Cable Management Solutions and QuickNet™ Hydra Cable Assemblies to facilitate connection to the active equipment



FAPH0412BLMPO



FAPH0612BLMPO



FAPH0812BLMPO



FAPH1212BLMPO



FAPH1612BLMPO



FAPV0612BLMPO



FAPV0812BLMPO

Part Number	Part Description	Color	Std. Pkg. Qty.	Std. Ctn. Qty.
Opticom® MPO Fiber Optic Adapter Panels (FAPs)				
FAPH0412BLMPO	Opticom® MPO FAP loaded with four (4) key-up/key-up MPO fiber optic adapters; oriented horizontally for Opticom® or Opticom® QuickNet™ Patch Panels and Fiber Enclosures.	Black	1	10
FAPH0612BLMPO	Opticom® MPO FAP loaded with six (6) key-up/key-up MPO fiber optic adapters; oriented horizontally for Opticom® or Opticom® QuickNet™ Patch Panels and Fiber Enclosures.	Black	1	10
FAPH0812BLMPO	Opticom® MPO FAP loaded with eight (8) key-up/key-up MPO fiber optic adapters; oriented horizontally for Opticom® or Opticom® QuickNet™ Patch Panels and Fiber Enclosures.	Black	1	10
FAPH1212BLMPO	Opticom® MPO FAP loaded with twelve (12) key-up/key-up MPO fiber optic adapters; oriented horizontally for Opticom® or Opticom® QuickNet™ Patch Panels and Fiber Enclosures.	Black	1	10
FAPH1612BLMPO	Opticom® MPO FAP loaded with sixteen (16) key-up/key-up MPO fiber optic adapters; oriented horizontally for Opticom® or Opticom® QuickNet™ Patch Panels and Fiber Enclosures.	Black	1	10
FAPH1812BLMPO	Opticom® MPO FAP loaded with eighteen (18) key-up/key-up MPO fiber optic adapters; oriented horizontally for Opticom® or Opticom® QuickNet™ Patch Panels and Fiber Enclosures.	Black	1	10
FAPV0412BLMPO	Opticom® MPO FAP loaded with four (4) key-up/key-up MPO fiber optic adapters; oriented vertically for Opticom® or Opticom® QuickNet™ Patch Panels and Fiber Enclosures.	Black	1	10
FAPV0612BLMPO	Opticom® MPO FAP loaded with six (6) key-up/key-up MPO fiber optic adapters; oriented vertically for Opticom® or Opticom® QuickNet™ Patch Panels and Fiber Enclosures.	Black	1	10
FAPV0812BLMPO	Opticom® MPO FAP loaded with eight (8) key-up/key-up MPO fiber optic adapters; oriented vertically for Opticom® or Opticom® QuickNet™ Patch Panels and Fiber Enclosures.	Black	1	10

MPO Fiber Optic Adapter Panels are also available in Charcoal Gray (CG). Ex: FAPH0412BLMPO to FAPH0412CGMPO.

LC Opticom® Fiber Adapter Panels (FAPs)

- Loaded with TIA/EIA-604 FOCIS-10 compatible adapters
- Exceed TIA/EIA-568-B.3 requirements
- Adapter housing colors follow TIA/EIA-568-C.3 suggested color identification scheme
- Snap quickly into the front of all Opticom® components
- LC fiber adapter panels are Sr./Jr. to conserve enclosure space
- Accept FOCIS-10 compatible senior LC connectors at either end and FOCIS-10 junior LC connectors at the inside end for behind the wall applications
- Both ends accept FOCIS-10 compatible senior LC connectors
- Junior end also accepts FOCIS-10 compatible junior (fixed ferrule/springless) LC connectors
- Choice of phosphor bronze or zirconia ceramic split sleeves to fit specific network requirements; zirconia ceramic split sleeves are recommended for OM3/OM4 multimode and OS1/OS2 singlemode applications
- Every adapter is laser marked with Q.C. number to assure 100% traceability
- LC adapters are also available in QuickNet™ Fiber Optic Cassettes on pages C.44 – C.48, Mini-Com® Modules on page C.33, or separately on pages C.28 – C.29 to provide a complete LC system solution



FAP12WAQDLCZ



FAP8WBLDLC



FAP6WEIDLC



FAP12WBULCZ

Part Number	Part Description	Std. Pkg. Qty.	Std. Ctn. Qty.
LC Fiber Adapter Panels – 10Gig™ OM3/OM4 50/125µm (Aqua Adapters)			
FAP6WAQDLCZ	LC 10Gig™ FAP loaded with six LC 10Gig™ Duplex Multimode Fiber Optic Adapters (Aqua) with zirconia ceramic split sleeves.	1	10
FAP6WAQDLC	LC 10Gig™ FAP loaded with six LC 10Gig™ Duplex Multimode Fiber Optic Adapters (Aqua) with phosphor bronze split sleeves.	1	10
FAP8WAQDLCZ	LC 10Gig™ FAP loaded with eight LC 10Gig™ Duplex Multimode Fiber Optic Adapters (Aqua) with zirconia ceramic split sleeves.	1	10
FAP8WAQDLC	LC 10Gig™ FAP loaded with eight LC 10Gig™ Duplex Multimode Fiber Optic Adapters (Aqua) with phosphor bronze split sleeves.	1	10
FAP12WAQDLCZ	LC 10Gig™ FAP loaded with twelve LC 10Gig™ Duplex Multimode Fiber Optic Adapters (Aqua) with zirconia ceramic split sleeves.	1	10
FAP12WAQDLC	LC 10Gig™ FAP loaded with twelve LC 10Gig™ Duplex Multimode Fiber Optic Adapters (Aqua) with phosphor bronze split sleeves.	1	10
LC Fiber Adapter Panels – OM2 50/125µm (Black Adapters)			
FAP6WBLDLC	LC FAP loaded with six LC duplex multimode fiber optic adapters (Black) with phosphor bronze split sleeves.	1	10
FAP8WBLDLC	LC FAP loaded with eight LC duplex multimode fiber optic adapters (Black) with phosphor bronze split sleeves.	1	10
FAP12WBLDLC	LC FAP loaded with twelve LC duplex multimode fiber optic adapters (Black) with phosphor bronze split sleeves.	1	10
LC Fiber Adapter Panels – OM1 62.5/125µm (Electric Ivory Adapters)			
FAP6WEIDLC	LC FAP loaded with six LC duplex multimode fiber optic adapters (Electric Ivory) with phosphor bronze split sleeves.	1	10
FAP8WEIDLC	LC FAP loaded with eight LC duplex multimode fiber optic adapters (Electric Ivory) with phosphor bronze split sleeves.	1	10
FAP12WEIDLC	LC FAP loaded with twelve LC duplex multimode fiber optic adapters (Electric Ivory) with phosphor bronze split sleeves.	1	10
LC Fiber Adapter Panels – OS1/OS2 9/125µm (Blue Adapters)			
FAP12WBULCZ	LC FAP loaded with twelve LC simplex singlemode fiber optic adapters (Blue) with zirconia ceramic split sleeves.	1	10
FAP6WBUDLCZ	LC FAP loaded with six LC duplex singlemode fiber optic adapters (Blue) with zirconia ceramic split sleeves.	1	10
FAP8WBUDLCZ	LC FAP loaded with eight LC duplex singlemode fiber optic adapters (Blue) with zirconia ceramic split sleeves.	1	10
FAP12WBUDLCZ	LC FAP loaded with twelve LC duplex singlemode fiber optic adapters (Blue) with zirconia ceramic split sleeves.	1	10



Keyed LC Opticom® Fiber Adapter Panels (FAPs)

- Include color-specific keys with positive and negative keying features to visually and mechanically distinguish connections to prevent unauthorized mating with unlike keyed or non-keyed connectors and patch cords
- Part of a complete keyed LC system that includes Opti-Core® Patch Cords and Pigtails, OptiCam® Pre-Polished Cam Connectors, Opticom® Fiber Adapter Panels (FAPs), and Mini-Com® Adapter Modules
- Snap quickly into the front of all Opticom® components
- Provide a keyed senior adapter interface at each end for keyed LC connectivity
- Include zirconia ceramic split sleeves for superior performance and reliability
- Every adapter is laser marked with Q.C. number to assure 100% traceability
- Keyed LC adapters are also available in Keyed LC QuickNet™ Fiber Optic Cassettes on pages C.49 – C.53, or Keyed LC Mini-Com® Modules on page C.34 to provide a complete keyed LC system solution

Part Number	Part Description	Key Type and Color	Std. Pkg. Qty.	Std. Ctn. Qty.
-------------	------------------	--------------------	----------------	----------------

Keyed LC Fiber Adapter Panels – Six Adapters

FAP6WABLDLCZ	Keyed LC FAP loaded with six LC (keyed A – black) duplex fiber optic adapters with zirconia ceramic split sleeves.	Keyed A – Black	1	10
FAP6WBRDDLDCZ	Keyed LC FAP loaded with six LC (keyed B – red) duplex fiber optic adapters with zirconia ceramic split sleeves.	Keyed B – Red	1	10
FAP6WCGRDLCZ	Keyed LC FAP loaded with six LC (keyed C – green) duplex fiber optic adapters with zirconia ceramic split sleeves.	Keyed C – Green	1	10
FAP6WDYLDLCZ	Keyed LC FAP loaded with six LC (keyed D – yellow) duplex fiber optic adapters with zirconia ceramic split sleeves.	Keyed D – Yellow	1	10
FAP6WEORDLCZ	Keyed LC FAP loaded with six LC (keyed E – orange) duplex fiber optic adapters with zirconia ceramic split sleeves.	Keyed E – Orange	1	10
FAP6WFDBDLCZ	Keyed LC FAP loaded with six LC (keyed F – dark blue) duplex fiber optic adapters with zirconia ceramic split sleeves.	Keyed F – Dark Blue	1	10



FAP6WBRDDLDCZ



FAP8WEORDLCZ



FAP12WDYLDLCZ

Keyed LC Fiber Adapter Panels – Eight Adapters

FAP8WABLDLCZ	Keyed LC FAP loaded with eight LC (keyed A – black) duplex fiber optic adapters with zirconia ceramic split sleeves.	Keyed A – Black	1	10
FAP8WBRDDLDCZ	Keyed LC FAP loaded with eight LC (keyed B – red) duplex fiber optic adapters with zirconia ceramic split sleeves.	Keyed B – Red	1	10
FAP8WCGRDLCZ	Keyed LC FAP loaded with eight LC (keyed C – green) duplex fiber optic adapters with zirconia ceramic split sleeves.	Keyed C – Green	1	10
FAP8WDYLDLCZ	Keyed LC FAP loaded with eight LC (keyed D – yellow) duplex fiber optic adapters with zirconia ceramic split sleeves.	Keyed D – Yellow	1	10
FAP8WEORDLCZ	Keyed LC FAP loaded with eight LC (keyed E – orange) duplex fiber optic adapters with zirconia ceramic split sleeves.	Keyed E – Orange	1	10
FAP8WFDBDLCZ	Keyed LC FAP loaded with eight LC (keyed F – dark blue) duplex fiber optic adapters with zirconia ceramic split sleeves.	Keyed F – Dark Blue	1	10

Keyed LC Fiber Adapter Panels – Twelve Adapters

FAP12WABLDLCZ	Keyed LC FAP loaded with twelve LC (keyed A – black) duplex fiber optic adapters with zirconia ceramic split sleeves.	Keyed A – Black	1	10
FAP12WBRDDLDCZ	Keyed LC FAP loaded with twelve LC (keyed B – red) duplex fiber optic adapters with zirconia ceramic split sleeves.	Keyed B – Red	1	10
FAP12WCGRDLCZ	Keyed LC FAP loaded with twelve LC (keyed C – green) duplex fiber optic adapters with zirconia ceramic split sleeves.	Keyed C – Green	1	10
FAP12WDYLDLCZ	Keyed LC FAP loaded with twelve LC (keyed D – yellow) duplex fiber optic adapters with zirconia ceramic split sleeves.	Keyed D – Yellow	1	10
FAP12WEORDLCZ	Keyed LC FAP loaded with twelve LC (keyed E – orange) duplex fiber optic adapters with zirconia ceramic split sleeves.	Keyed E – Orange	1	10
FAP12WFDBDLCZ	Keyed LC FAP loaded with twelve LC (keyed F – dark blue) duplex fiber optic adapters with zirconia ceramic split sleeves.	Keyed F – Dark Blue	1	10

The Keyed LC Fiber Optic System is now offering 18 colors to ensure network physical layer security with color-specific keyed connectivity. For complete keyed solutions, please reference www.panduit.com.

SC Opticom® Fiber Adapter Panels (FAPs)


- Loaded with TIA/EIA-604 FOCIS-3 compliant adapters
- Exceed TIA/EIA-568-C.3 requirements
- Adapter housing colors follow TIA/EIA-568-C.3 suggested color identification scheme
- Snap quickly into the front of all Opticom® components
- Choice of phosphor bronze or zirconia ceramic split sleeves to fit specific network requirements; zirconia ceramic split sleeves are recommended for OM3/OM4 multimode and OS1/OS2 singlemode applications
- Q.C. number and split sleeve material laser marked on every adapter assures 100% traceability and quick and easy identification of split sleeve material
- SC adapters are also available in QuickNet™ Fiber Optic Cassettes on pages C.46 – C.53, Mini-Com® Modules on page C.35, or separately on page C.30 to provide a complete SC system solution



FAP6WAQDSCZ



FAP4WBLDSC



FAP3WEIDSC

Part Number	Part Description	Std. Pkg. Qty.	Std. Ctn. Qty.
SC Fiber Adapter Panels – 10Gig™ OM3/OM4 50/125µm (Aqua Adapters)			
FAP6WAQSCZ	SC 10Gig™ FAP loaded with six SC 10Gig™ Simplex Multimode Fiber Optic Adapters (Aqua) with zirconia ceramic split sleeves.	1	10
FAP6WAQSC	SC 10Gig™ FAP loaded with six SC 10Gig™ Simplex Multimode Fiber Optic Adapters (Aqua) with phosphor bronze split sleeves.	1	10
FAP2WAQDSCZ	SC 10Gig™ FAP loaded with two SC 10Gig™ Duplex Multimode Fiber Optic Adapters (Aqua) with zirconia ceramic split sleeves.	1	10
FAP3WAQDSCZ	SC 10Gig™ FAP loaded with three SC 10Gig™ Duplex Multimode Fiber Optic Adapters (Aqua) with zirconia ceramic split sleeves.	1	10
FAP4WAQDSCZ	SC 10Gig™ FAP loaded with four SC 10Gig™ Duplex Multimode Fiber Optic Adapters (Aqua) with zirconia ceramic split sleeves.	1	10
FAP6WAQDSCZ	SC 10Gig™ FAP loaded with six SC 10Gig™ Duplex Multimode Fiber Optic Adapters (Aqua) with zirconia ceramic split sleeves.	1	10
FAP2WAQDSC	SC 10Gig™ FAP loaded with two SC 10Gig™ Duplex Multimode Fiber Optic Adapters (Aqua) with phosphor bronze split sleeves.	1	10
FAP3WAQDSC	SC 10Gig™ FAP loaded with three SC 10Gig™ Duplex Multimode Fiber Optic Adapters (Aqua) with phosphor bronze split sleeves.	1	10
FAP4WAQDSC	SC 10Gig™ FAP loaded with four SC 10Gig™ Duplex Multimode Fiber Optic Adapters (Aqua) with phosphor bronze split sleeves.	1	10
FAP6WAQDSC	SC 10Gig™ FAP loaded with six SC 10Gig™ Duplex Multimode Fiber Optic Adapters (Aqua) with phosphor bronze split sleeves.	1	10
SC Fiber Adapter Panels – OM2 50/125µm (Black Adapters)			
FAP6WBLSC	SC FAP loaded with six SC simplex multimode fiber optic adapters (Black) with phosphor bronze split sleeves.	1	10
FAP12WBLSC	SC FAP loaded with twelve SC simplex multimode fiber optic adapters (Black) with phosphor bronze split sleeves.	1	10
FAP2WBLDSC	SC FAP loaded with two SC duplex multimode fiber optic adapters (Black) with phosphor bronze split sleeves.	1	10
FAP3WBLDSC	SC FAP loaded with three SC duplex multimode fiber optic adapters (Black) with phosphor bronze split sleeves.	1	10
FAP4WBLDSC	SC FAP loaded with four SC duplex multimode fiber optic adapters (Black) with phosphor bronze split sleeves.	1	10
FAP6WBLDSC	SC FAP loaded with six SC duplex multimode fiber optic adapters (Black) with phosphor bronze split sleeves.	1	10
SC Fiber Adapter Panels – OM1 62.5/125µm (Electric Ivory Adapters)			
FAP6WEISC	SC FAP loaded with six SC simplex multimode fiber optic adapters (Electric Ivory) with phosphor bronze split sleeves.	1	10
FAP12WEISC	SC FAP loaded with twelve SC simplex multimode fiber optic adapters (Electric Ivory) with phosphor bronze split sleeves.	1	10
FAP2WEIDSC	SC FAP loaded with two SC duplex multimode fiber optic adapters (Electric Ivory) with phosphor bronze split sleeves.	1	10
FAP3WEIDSC	SC FAP loaded with three SC duplex multimode fiber optic adapters (Electric Ivory) with phosphor bronze split sleeves.	1	10
FAP4WEIDSC	SC FAP loaded with four SC duplex multimode fiber optic adapters (Electric Ivory) with phosphor bronze split sleeves.	1	10
FAP6WEIDSC	SC FAP loaded with six SC duplex multimode fiber optic adapters (Electric Ivory) with phosphor bronze split sleeves.	1	10

Table continues on page C.42

SC Opticom[®] Fiber Adapter Panels (FAPs) (continued)**FAP12WBUSCZ****FAP4WBUDSCZ****FAP12WAGSCZ**

Part Number	Part Description	Std. Pkg. Qty.	Std. Ctn. Qty.
SC Fiber Adapter Panels – OS1/OS2 9/125µm (Blue Adapters)			
FAP6WBUSCZ	SC FAP loaded with six SC simplex singlemode fiber optic adapters (Blue) with zirconia ceramic split sleeves.	1	10
FAP12WBUSCZ	SC FAP loaded with twelve SC simplex singlemode fiber optic adapters (Blue) with zirconia ceramic split sleeves.	1	10
FAP2WBUDSCZ	SC FAP loaded with two SC duplex singlemode fiber optic adapters (Blue) with zirconia ceramic split sleeves.	1	10
FAP3WBUDSCZ	SC FAP loaded with three SC duplex singlemode fiber optic adapters (Blue) with zirconia ceramic split sleeves.	1	10
FAP4WBUDSCZ	SC FAP loaded with four SC duplex singlemode fiber optic adapters (Blue) with zirconia ceramic split sleeves.	1	10
FAP6WBUDSCZ	SC FAP loaded with six SC duplex singlemode fiber optic adapters (Blue) with zirconia ceramic split sleeves.	1	10
SC Fiber Adapter Panels – APC OS1/OS2 9/125µm (Green Adapters)			
FAP6WAGSCZ	SC APC FAP loaded with six SC APC simplex singlemode fiber optic adapters (Green) with zirconia ceramic split sleeves.	1	10
FAP12WAGSCZ	SC APC FAP loaded with twelve SC APC simplex singlemode fiber optic adapters (Green) with zirconia ceramic split sleeves.	1	10
FAP2WAGDSCZ	SC APC FAP loaded with two SC APC duplex singlemode fiber optic adapters (Green) with zirconia ceramic split sleeves.	1	10
FAP3WAGDSCZ	SC APC FAP loaded with three SC APC duplex singlemode fiber optic adapters (Green) with zirconia ceramic split sleeves.	1	10
FAP4WAGDSCZ	SC APC FAP loaded with four SC APC duplex singlemode fiber optic adapters (Green) with zirconia ceramic split sleeves.	1	10
FAP6WAGDSCZ	SC APC FAP loaded with six SC APC duplex singlemode fiber optic adapters (Green) with zirconia ceramic split sleeves.	1	10

ST Opticom® Fiber Adapter Panels (FAPs)

- Loaded with TIA/EIA-604 FOCIS-2 compatible adapters
- Exceed TIA/EIA-568-B.3 requirements
- Snap quickly into the front of all Opticom® components
- Choice of phosphor bronze or zirconia ceramic split sleeves to fit specific network requirements; zirconia ceramic split sleeves are recommended for OM3 multimode and OS1/OS2 singlemode applications
- ST adapters are also available in Mini-Com® Modules on pages C.36 – C.38, or separately on page C.31 to provide a complete ST system solution



FAP6WSTZ



FAP6WSTA

Part Number	Part Description	Std. Pkg. Qty.	Std. Ctn. Qty.
FAP6WSTZ	ST FAP loaded with six ST simplex singlemode fiber optic adapters with zirconia ceramic split sleeves.	1	10
FAP8WSTZ	ST FAP loaded with eight ST simplex singlemode fiber optic adapters with zirconia ceramic split sleeves.	1	10
FAP6WST	ST FAP loaded with six ST simplex multimode fiber optic adapters with phosphor bronze split sleeves.	1	10
FAP6WSTA	ST FAP (angled) loaded with six ST simplex multimode fiber optic adapters with phosphor bronze split sleeves.	1	10
FAP8WST	ST FAP loaded with eight ST simplex multimode fiber optic adapters with phosphor bronze split sleeves.	1	10

Opticom® Multimedia Modular Panel (FMP)

- Allows customization of installation for multimedia applications requiring integration of fiber optic and copper cables
- Snaps quickly into the front of all Opticom® components



Part Number	Part Description	Std. Pkg. Qty.	Std. Ctn. Qty.
FMP6	Unloaded panel accepts up to six Mini-Com® Modules for UTP, fiber optic, and audio/video applications.	1	10

Opticom® Blank Fiber Adapter Panel (FAP)

- Reserves fiber adapter panel space for future use
- Snaps quickly into the front of all Opticom® components



Part Number	Part Description	Std. Pkg. Qty.	Std. Ctn. Qty.
FAPB	Blank fiber adapter panel – reserves space for future use.	1	10

QuickNet™ SFQ Series MTP* Fiber Optic Cassettes

- Compatible with QuickNet™ Patch Panels for up to 96 fiber connections in 1RU with QAPP48HDBL QuickNet™ 48-port Angled Patch Panel
- Low insertion loss of 0.5dB max. per cassette and 1.0dB max. per standard cassette; ensures system meets IEEE 802.3ae max. channel loss specification of <2.6dB
- Return loss: ≥ 26 dB (10Gig™ multimode), ≥ 20 dB (multimode), ≥ 55 dB (singlemode)
- Connect together with high-density female MTP* cable assemblies as interconnecting network segments for deploying a remote or data center location in minutes
- Significantly reduce installation time and labor by eliminating field connector terminations
- Factory terminated, assembled and 100% tested
- Insertion loss data provided on every fiber cassette
- Return loss data provided on all singlemode fiber cassettes
- Lifetime traceability of test data to a Q.C. number on each fiber cassette
- 10Gig™ OM4 50/125µm Fiber Cassettes are tested per IEEE 802.3ae 10 GbE to support network transmission speeds up to 10 Gb/s for link lengths up to 550 meters at 850nm; backward compatible with all 50/125µm (OM2) MPO or MTP* system requirements



FQXO-12-10



FQX-6-3

Part Number	Part Description	Std. Pkg. Qty.	Std. Ctn. Qty.
Optimized 10Gig™ 50/125µm (OM4) Multimode SFQ Series MTP* Cassettes			
FQZO-12-10	Optimized OM4 10Gig™ 50/125µm Six LC duplex adapters to one male MTP*; 12-fiber optimized pre-terminated MTP* rear mount cassette provides low insertion loss of 0.5dB max. per fiber. Method A.	1	10
FQZO-12-10B	Optimized OM4 10Gig™ 50/125µm Six LC duplex adapters to one male MTP*; 12-fiber optimized pre-terminated MTP* rear mount cassette provides low insertion loss of 0.5dB max. per fiber. Method A, pair flipped.	1	10
FQZO-6-3	Optimized OM4 10Gig™ 50/125µm Three SC duplex adapters to one male MTP*; 12-fiber optimized pre-terminated MTP* rear mount cassette provides low insertion loss of 0.5dB max. per fiber. Method A.	1	10
10Gig™ 50/125µm (OM4) Multimode SFQ Series MTP* Cassettes			
FQZ-12-10	Six LC duplex adapters to one male MTP*; 12-fiber pre-terminated MTP* rear mount cassette provides low insertion loss of 1.0dB max. per fiber; 10Gig™ 50/125µm (OM4) fiber. Method A.	1	10
FQZ-12-10B	Six LC duplex adapters to one male MTP*; 12-fiber pre-terminated MTP* rear mount cassette provides low insertion loss of 1.0dB max. per fiber; 10Gig™ 50/125µm (OM4) fiber. Method A, pair flipped.	1	10
FQZ-6-3	OM4 10Gig™ 50/125µm Three SC duplex adapters to one male MTP*; 6-fiber pre-terminated MTP* rear mount cassette provides low insertion loss of 1.0dB max. per fiber. Method A.	1	10
Optimized 10Gig™ 50/125µm (OM3) Multimode SFQ Series MTP* Cassettes			
FQXO-12-10	Optimized OM3 10Gig™ 50/125µm Six LC duplex adapters to one male MTP*; 12-fiber optimized pre-terminated MTP* rear mount cassette provides low insertion loss of 0.5dB max. per fiber. Method A.	1	10
FQXO-12-10B	Optimized OM3 10Gig™ 50/125µm Six LC duplex adapters to one male MTP*; 12-fiber optimized pre-terminated MTP* rear mount cassette provides low insertion loss of 0.5dB max. per fiber. Method A, pair flipped.	1	10
FQXO-6-3	Optimized 10Gig™ 50/125µm OM3 Three SC duplex adapters to one male MTP*; 6-fiber optimized pre-terminated MTP* rear mount cassette provides low insertion loss of 0.5dB max. per fiber.	1	10
10Gig™ 50/125µm (OM3) Multimode SFQ Series MTP* Cassettes			
FQX-12-10	OM3 10Gig™ 50/125µm Six LC duplex adapters to one male MTP*; 12-fiber pre-terminated MTP* rear mount SFQ cassette provides low insertion loss of 1.0dB max. per fiber.	1	10
FQX-12-10B	OM3 10Gig™ 50/125µm Six LC duplex adapters to one male MTP*; 12-fiber pre-terminated MTP* rear mount SFQ cassette provides low insertion loss of 1.0dB max. per fiber. Method A, pair flipped.	1	10
FQX-6-3	OM3 10Gig™ 50/125µm Three SC duplex adapters to one male MTP*; 6-fiber pre-terminated MTP* rear mount cassette provides low insertion loss of 1.0dB max. per fiber.	1	10

Please refer to Product Bulletin number WW-FBCB35 for complete part number ordering information.

*MTP is a registered trademark of US Conec Ltd.

QuickNet™ SFQ Series MTP* Fiber Optic Cassettes (continued)



FQ6-6-3



FQ9-12-10

Part Number	Part Description	Std. Pkg. Qty.	Std. Ctn. Qty.
50/125µm (OM2) Multimode SFQ Series MTP* Cassettes			
FQ5-12-10	OM2 50/125µm Six LC duplex adapters to one male MTP*; 12-fiber pre-terminated MTP* rear mount cassette provides low insertion loss of 1.0dB max. per fiber.	1	10
FQ5-6-3	OM2 50/125µm Three SC duplex adapters to one male MTP*; 6-fiber pre-terminated MTP* rear mount cassette provides low insertion loss of 1.0dB max. per fiber.	1	10
62.5/125µm (OM1) Multimode SFQ Series MTP* Cassettes			
FQ6-12-10	OM1 62.5/125µm Six LC duplex adapters to one male MTP*; 12-fiber pre-terminated MTP* rear mount cassette provides low insertion loss of 1.0dB max. per fiber.	1	10
FQ6-6-3	OM1 62.5/125µm Three SC duplex adapters to one male MTP*; 6-fiber pre-terminated MTP* rear mount cassette provides low insertion loss of 1.0dB max. per fiber.	1	10
9/125µm (OS1/OS2) Singlemode SFQ Series MTP* Cassettes			
FQ9-12-10	OS1/OS2 Singlemode Six LC duplex adapters to one male MTP*; 12-fiber pre-terminated MTP* rear mount cassette provides low insertion loss of 1.0dB max. per fiber.	1	10
FQ9-6-3	OS1/OS2 singlemode Three SC duplex adapters to one male MTP*; 6-fiber pre-terminated MTP* rear mount cassette provides low insertion loss of 1.0dB max. per fiber.	1	10

Please refer to Product Bulletin number WW-FBCB35 for complete part number ordering information.

*MTP is a registered trademark of US Conec Ltd.

QuickNet™ High Density SFQ Small Form Factor Cable Assemblies

- Unique industry-leading proprietary MTP* polishing process
- Identical copper and fiber cassette form factor offers design flexibility, easy maintenance and upgrade enabling a unified, highly scalable pre-terminated solution
- High-density design maximizes density with up to 72 fibers in one cassette, 576 in 1RU; combination of design features provide a lower total cost of ownership
- MTP* 12-fiber connector provides reduced overall insertion loss with low channel to channel variability
- 100% tested with test data provided for each product
- Factor verified optical performance provides channel to channel consistency and reliability for improved network integrity
- Pre-terminated modular cassette system provides quick deployment that reduces installation time and cost.
- Product is compatible with QuickNet™ Patch Panels and uses the same cassette form factor as Copper QuickNet™ Patch Panels (or cable assemblies)
- Product identification with data labels and QC numbers which are supplied with each product for quick port identification and 100% traceability



FQPX48VVM050N

Part Number	Part Description	Std. Pkg. Qty.	Std. Ctn. Qty.
High Density SFQ Small Form Factor Cable Assemblies			
FQPX48VVM050N	48 Fiber 10Gig™ plenum rated high density Female MTP SFQ Cassette to Female MTP SFQ Cassette cable assembly – 50m	1	1

QuickNet™ LC/SC SFQ Small Form Factor Cable Assemblies are also available in 72 and 96 fiber solutions.

Please refer to Product Bulletin number WW-FBCB35 for complete part number ordering information.

* – MTP is a registered trademark of US Conec LTD.

Quicknet™ HDQ Series High Density Fiber Optic Cassettes

- Mounts to standard 19" rack rails
- Low insertion loss of 0.5dB max, per optimized cassette and 0.75dB max, per standard cassette; ensures system meets IEEE 802.3ae max. channel loss specification of = 26dB
- Adapter housing colors follow TIA/EIA-568-C.3 suggested color identification scheme
- Connect together with high-density female MTP* cable assemblies as interconnection network
- Significantly reduce installation time and labor by eliminating field connector termination
- Factory terminated, assembled, and 100% tested
- Insertion loss data provided on every fiber cassette
- Lifetime traceability of test data to a Q.C. number
- 10Gig OM4 50/125um fiber cassettes are tested per IEEE 802.3ae 10 GbE to support network transmission speeds up to 10 Gb/s for link lengths up to 550 meters at 850 nm; backward compatible with all 50/125um (OM2) MPO or MTP system requirements

**F1RBZN****F1RCZN****F1ASZN****F1RSZN****F1AS9N**

Part Number	Part Description	Std. Pkg. Qty.	Std. Ctn. Qty.
-------------	------------------	----------------	----------------

QuickNet™ HDQ Series High Density Fiber Optic Cassette - B Type

F1RBZN-9608-10[^]	QuickNet™ HDQ Series High Density Fiber Optic Cassette; 1RU 96-fiber B-type labeling; 10Gb OM4 8-fiber MTP to LC pre-terminated – standard polarity.	1	—
F1RBZN-9608-10[^]	QuickNet™ HDQ Series High Density Fiber Optic Cassette; 1RU 96-fiber B-type labeling; 10Gb OM4 8-fiber MTP to LC pre-terminated – flipped polarity.	1	—

Quicknet™ HDQ Series High Density Fiber Optic Cassette - C Type

F1RCZN-9612-10[^]	QuickNet™ HDQ Series High Density Fiber Optic Cassette; 1RU 96-fiber C-type labeling; 10Gb OM4 12-fiber MTP to LC pre-terminated – standard polarity.	1	—
F1RCZN-9612-10[^]	QuickNet™ HDQ Series High Density Fiber Optic Cassette; 1RU 96-fiber C-type labeling; 10Gb OM4 12-fiber MTP to LC pre-terminated – flipped polarity.	1	—

Quicknet™ HDQ Series High Density Fiber Optic Cassette - Angled

F1ASZN-9612-10[^]	QuickNet™ HDQ Series High Density Fiber Optic Cassette; 1RU-Angled 96-fiber S-type labeling; 10Gb OM4 12-fiber MTP to LC pre-terminated – standard polarity.	1	—
F1ASZN-9612-10[^]	QuickNet™ HDQ Series High Density Fiber Optic Cassette; 1RU-Angled 96-fiber S-type labeling; 10Gb OM4 12-fiber MTP to LC pre-terminated – flipped polarity.	1	—

Quicknet™ HDQ Series High Density Fiber Optic Cassette - S Type

F1RSZN-9612-10[^]	QuickNet™ HDQ Series High Density Fiber Optic Cassette; 1RU 96-fiber C-type labeling; 10Gb OM4 12-fiber MTP to LC pre-terminated, standard polarity.	1	—
F1RSZO-9612-10[^]	QuickNet™ optimized HDQ Series high density fiber optic cassette; 1 RU 96-fiber S-type labeling; 10Gig OM4 12-fiber MTP to LC pre-terminated, standard polarity	1	—
F1RSXN-9612-10[^]	QuickNet™ HDQ Series high density fiber optic cassette; 1 RU 96-fiber S-type labeling; 10Gig OM3 12-fiber MTP to LC pre-terminated, standard polarity	1	—
F1RSXO-9612-10[^]	QuickNet™ optimized HDQ Series high density fiber optic cassette; 1 RU 96-fiber S-type labeling; 10Gig OM3 12-fiber MTP to LC pre-terminated, standard polarity	1	—

Quicknet™ HDQ Series High Density Fiber Optic Cassette Singlemode - S Type

F1AS9N-1A12-10F	QuickNet™ HDQ Series high density fiber optic cassette, 144-fiber S-type labeling, singlemode, 12-fiber MPO to LC pre-terminated, flipped polarity.	1	—
F1AS9N-1A12-10S	QuickNet™ HDQ Series high density fiber optic cassette, 144-fiber S-type labeling, singlemode, 12-fiber MPO to LC pre-terminated, standard polarity.	1	—

For OM3 cassettes, replace "Z" with "X"; for OM4 cassettes, replace "X" with "Z". For optimized cassettes, replace "N" with "O".

[^] Use "S" for Standard Polarity and "F" for Flipped Polarity.

Quicknet™ HDQ Series High Density Fiber Optic Cassettes (continued)



FQCRCM



FPFPC1

Part Number	Part Description	Std. Pkg. Qty.	Std. Ctn. Qty.
QuickNet™ Rear Cable Manager			
FQCRCM	QuickNet™ Cassette Rear Cable Manager manages up to one meter of slack for each of 16 MTP* Interconnect Cables in support of QuickNet™ SFQ Cassettes, QuickNet™ HDQ Cassettes, or QuickNet™ MTP Cassettes. <i>Intended for Panduit® 2-Post Racks ONLY. Not intended for 4-post racks, server cabinets or network cabinets.</i>	1	10
QuickNet™ Fiber Patch Field Protection Cover			
FPFPC1	1RU Fiber Patch Field Protection Cover protects front patch field, minimizing potential for connector damage and fiber attenuation. Includes a labeling card for identification of ports and D-rings to provide physical support to fiber and control bend radius. <i>Not compatible with Opticom® Angled and QuickNet™ Angled Patch Panels</i>	1	—

For OM3 cassettes, replace "Z" with "X"; for OM4 cassettes, replace "X" with "Z". For optimized cassettes, replace "N" with "O".

^ Use "S" for Standard Polarity and "F" for Flipped Polarity.

QuickNet™ MTP* Fiber Optic Cassettes

- Compatible with Opticom® QuickNet™ Rack Mount Fiber Cassette Enclosures on page C.54, Opticom® Zero RU Cable Management Solutions on page C.57, and Opticom® Wall Mount Enclosures on page C.60, for up to 96 fiber connections in 1RU
- Low insertion loss of 0.5dB max. per optimized cassette and 1.0dB max. per standard cassette; ensures system meets IEEE 802.3ae max. channel loss specification of <2.6dB
- Return loss: ≥26dB (10Gig™ multimode), ≥20dB (multimode), ≥55dB (singlemode)
- Adapter housing colors follow TIA/EIA-568-C.3 suggested color identification scheme
- Connect together with high-density female MTP* cable assemblies as interconnecting network segments for deploying a remote or data center location in minutes
- Significantly reduce installation time and labor by eliminating field connector terminations
- Factory terminated, assembled, and 100% tested
- Insertion loss data provided on every fiber cassette
- Return loss data provided on all singlemode fiber cassettes
- Lifetime traceability of test data to a Q.C. number on each fiber cassette
- 10Gig™ OM3 50/125µm Fiber Cassettes are tested per IEEE 802.3ae 10 GbE to support network transmission speeds up to 10 Gb/s for link lengths up to 300 meters and up to 550 meters for OM4 at 850nm; backward compatible with all 50/125µm (OM2) MPO or MTP* system requirements



FCXO-24-10Y



FCX-12-3SY



FCX-12-3Y

Part Number	Part Description	Std. Pkg. Qty.	Std. Ctn. Qty.
Optimized 10Gig™ 50/125µm (OM4) Multimode MTP* Cassettes			
FCZO-12-10Y	Optimized OM4 10Gig™ QuickNet™ six LC duplex adapters to one male MTP* connector. Method A.	1	10
FCZO-12-10BY	Optimized OM4 10Gig™ QuickNet™ six LC duplex adapters to one male MTP* connector. Modified Method A – pair flipped wiring scheme.	1	10
FCZO-24-10Y	Optimized OM4 10Gig™ QuickNet™ twelve LC duplex adapters to two male MTP* connectors. Method A.	1	10
FCZO-24-10BY	Optimized OM4 10Gig™ QuickNet™ twelve LC duplex adapters to two male MTP* connectors. Modified Method A – pair flipped wiring scheme.	1	10
FCZO-12-3Y	Optimized OM4 10Gig™ QuickNet™ six SC duplex adapters to one male MTP* connector. Method A.	1	10
Optimized 10Gig™ 50/125µm (OM3) Multimode MTP* Cassettes			
FCXO-12-10Y	Optimized OM3 10Gig™ 50/125µm six LC duplex adapters to one male 12-fiber pre-terminated MTP*connector.	1	10
FCXO-12-10BY	Optimized OM3 10Gig™ QuickNet™ six LC duplex adapters to one male MTP* connector. Modified Method A – pair flipped wiring scheme.	1	10
FCXO-24-10Y	Optimized OM3 10Gig™ 50/125µm twelve LC duplex adapters to two male 12-fiber pre-terminated MTP*connectors.	1	10
FCXO-24-10BY	Optimized OM3 10Gig™ QuickNet™ twelve LC duplex adapters to two male MTP* connectors. Modified Method A – pair flipped wiring scheme.	1	10

Table continues on page C.48

QuickNet™ MTP* Fiber Optic Cassettes (continued)



FC6-12-10Y



FC6-24-10Y

Part Number	Part Description	Std. Pkg. Qty.	Std. Ctn. Qty.
FCXO-12-3Y	Optimized OM3 10Gig™ 50/125µm six SC duplex adapters to one male 12-fiber pre-terminated MTP* connector.	1	10

10Gig™ 50/125µm (OM4) Multimode MTP* Cassettes

FCZ-12-10Y	OM4 10Gig™ QuickNet™ six LC duplex adapters to one male MTP* connector. Method A.	1	10
FCZ-12-10BY	OM4 10Gig™ QuickNet™ six LC duplex adapters to one male MTP* connector. Modified Method A – pair flipped wiring scheme.	1	10
FCZ-24-10Y	OM4 10Gig™ QuickNet™ twelve LC duplex adapters to two male MTP* connectors. Method A.	1	10
FCZ-24-10BY	OM4 10Gig™ QuickNet™ twelve LC duplex adapters to two male MTP* connectors. Modified Method A – pair flipped wiring scheme.	1	10
FCZ-12-3Y	OM4 10Gig™ QuickNet™ six SC duplex adapters to one male MTP* connector. Method A.	1	10

10Gig™ 50/125µm (OM3) Multimode SFQ Series MTP* Cassettes

FCX-12-10Y	OM3 10Gig™ 50/125µm six LC duplex adapters to one male 12-fiber pre-terminated MTP*connector.	1	10
FCX-12-10BY	OM3 10Gig™ QuickNet™ six LC duplex adapters to two male MTP* connectors. Modified Method A, pair flipped wiring scheme.	1	10
FCX-24-10Y	OM3 10Gig™ 50/125µm twelve LC duplex adapters to two male 12-fiber pre-terminated MTP* connectors.	1	10
FCX-24-10BY	OM3 10Gig™ QuickNet™ twelve LC duplex adapters to two male MTP* connectors. Modified Method A, pair flipped wiring scheme.	1	10
FCX-12-3SY	OM3 10Gig™ 50/125µm six SC simplex adapters to one male 12-fiber pre-terminated MTP* connector.	1	10
FCX-12-3Y	OM3 10Gig™ 50/125µm six SC duplex adapters to one male 12-fiber pre-terminated MTP* connector.	1	10

50/125µm (OM2) Multimode MTP* Cassettes

FC5-12-10Y	OM2 50/125µm six LC duplex adapters to one male MTP*; 12-fiber pre-terminated MTP* cassette provides low insertion loss of 1.0dB max. per fiber.	1	10
FC5-24-10Y	OM2 50/125µm twelve LC duplex adapters to two male 12-fiber pre-terminated MTP*connectors.	1	10
FC5-12-3SY	OM2 50/125µm twelve SC simplex adapters to one male 12-fiber pre-terminated MTP* connector.	1	10
FC5-12-3Y	OM2 50/125µm six SC simplex adapters to one male 12-fiber pre-terminated MTP* connector.	1	10

62.5/125µm (OM1) Multimode MTP* Cassettes

FC6-12-10Y	OM1 62.5/125µm six LC duplex adapters to one male 12-fiber pre-terminated MTP* connector.	1	10
FC6-24-10Y	OM1 62.5/125µm twelve LC duplex adapters to two male 12-fiber pre-terminated MTP*connectors.	1	10
FC6-12-3SY	OM1 62.5/125µm six SC simplex adapters to one male 12-fiber pre-terminated MTP* connector.	1	10
FC6-12-3Y	OM1 62.5/125µm six SC duplex adapters to one male 12-fiber pre-terminated MTP* connector.	1	10
FC6-6-3	OM1 62.5/125µm three SC duplex adapters to one male 12-fiber pre-terminated MTP* connector.	1	10

9/125µm (OS1/OS2) Singlemode MTP* Cassettes

FC9-12-10Y	OS1/OS2 Singlemode six LC duplex adapters to one male 12-fiber pre-terminated MTP* connector.	1	10
FC9-24-10Y	OS1/OS2 Singlemode twelve LC duplex adapters to two male 12-fiber pre-terminated MTP*connectors.	1	10
FC9-12-3SY	OS1/OS2 Singlemode six SC simplex adapters to one male 12-fiber pre-terminated MTP* connector.	1	10
FC9-12-3Y	OS1/OS2 Singlemode six SC duplex adapters to one male 12-fiber pre-terminated MTP* connector.	1	10
FC9-6-3	OS1/OS2 Singlemode three SC duplex adapters to one male 12-fiber pre-terminated MTP* connector.	1	10

For MTP* Connector Cleaning Tools, see page C.107.

*MTP is a registered trademark of US Conec Ltd.

Keyed LC QuickNet™ MTP* Fiber Optic Cassettes

- Include color-specific keys with positive and negative keying features to visually and mechanically distinguish connections to prevent unauthorized mating with unlike keyed or non-keyed connectors and patch cords
- Part of a complete keyed LC system that includes Opti-Core® Patch Cords and Pigtails, OptiCam® Pre-Polished Cam Connectors, Opticom® Fiber Adapter Panels (FAPs), and Mini-Com® Adapter Modules
- Compatible with Opticom® QuickNet™ Rack Mount Fiber Cassette Enclosures on page C.54, Opticom® Zero RU Cable Management Solutions on page C.57, and Opticom® Wall Mount Enclosures on page C.60, for up to 96 fiber connections in 1RU
- Low insertion loss of 0.5dB max. per optimized cassette and 1.0dB max. per standard cassette; ensures system meets IEEE 802.3ae max. channel loss specification of <2.6dB
- Return loss: ≥26dB (10Gig™ multimode), ≥20dB (multimode), ≥55dB (singlemode)
- Connect together with high-density female MTP* cable assemblies as interconnecting network segments for deploying a remote or data center location in minutes
- Significantly reduce installation time and labor by eliminating field connector terminations
- Factory terminated, assembled, and 100% tested
- Insertion loss data provided on every fiber cassette
- Return loss data provided on all singlemode fiber cassettes
- Lifetime traceability of test data to a Q.C. number on each fiber cassette
- 10Gig™ OM3 50/125µm Fiber Cassettes are tested per IEEE 802.3ae 10 GbE to support network transmission speeds up to 10 Gb/s for link lengths up to 300 meters at 850nm; backward compatible with all 50/125µm (OM2) MPO or MTP* system requirements



FCXO-24-10ABL



FCXO-24-10BRD

Part Number	Part Description	Key Type and Color	Std. Pkg. Qty.	Std. Ctn. Qty.
Keyed LC Optimized 10Gig™ 50/125µm (OM3) Multimode MTP* Cassettes				
FCXO-12-10ABL	Optimized OM3 10Gig™ 50/125µm Six LC (keyed A – black) duplex adapters to one male 12-fiber optimized pre-terminated MTP* connector.	Keyed A – Black	1	10
FCXO-12-10BRD	Optimized OM3 10Gig™ 50/125µm Six LC (keyed B – red) duplex adapters to one male 12-fiber optimized pre-terminated MTP* connector.	Keyed B – Red	1	10
FCXO-12-10CGR	Optimized OM3 10Gig™ 50/125µm Six LC (keyed C – green) duplex adapters to one male 12-fiber optimized pre-terminated MTP* connector.	Keyed C – Green	1	10
FCXO-12-10DYL	Optimized OM3 10Gig™ 50/125µm Six LC (keyed D – yellow) duplex adapters to one male 12-fiber optimized pre-terminated MTP* connector.	Keyed D – Yellow	1	10
FCXO-12-10EOR	Optimized OM3 10Gig™ 50/125µm Six LC (keyed E – orange) duplex adapters to one male 12-fiber optimized pre-terminated MTP* connector.	Keyed E – Orange	1	10
FCXO-12-10FDB	Optimized OM3 10Gig™ 50/125µm Six LC (keyed F – dark blue) duplex adapters to one male 12-fiber optimized pre-terminated MTP* connector.	Keyed F – Dark Blue	1	10
FCXO-24-10ABL	Optimized OM3 10Gig™ 50/125µm Twelve LC (keyed A – black) duplex adapters to two male 24-fiber optimized pre-terminated MTP* connectors.	Keyed A – Black	1	10
FCXO-24-10BRD	Optimized OM3 10Gig™ 50/125µm Twelve LC (keyed B – red) duplex adapters to two male 24-fiber optimized pre-terminated MTP* connectors.	Keyed B – Red	1	10
FCXO-24-10CGR	Optimized OM3 10Gig™ 50/125µm Twelve LC (keyed C – green) duplex adapters to two male 24-fiber optimized pre-terminated MTP* connectors.	Keyed C – Green	1	10
FCXO-24-10DYL	Optimized OM3 10Gig™ 50/125µm Twelve LC (keyed D – yellow) duplex adapters to two male 24-fiber optimized pre-terminated MTP* connectors.	Keyed D – Yellow	1	10

For MTP* Connector Cleaning Tools, see page C.107.

*MTP is a registered trademark of US Conec Ltd.

The Keyed LC Fiber Optic System is now offering 18 colors to ensure network physical layer security with color-specific keyed connectivity. For complete keyed solutions, please reference www.panduit.com.

Table continues on page C.50

Keyed LC QuickNet™ MTP* Fiber Optic Cassettes (continued)**FCX-24-10CGR**

Part Number	Part Description	Key Type and Color	Std. Pkg. Qty.	Std. Ctn. Qty.
FCXO-24-10EOR	Optimized OM3 10Gig™ 50/125µm Twelve LC (keyed E – orange) duplex adapters to two male 24-fiber optimized pre-terminated MTP* connectors.	Keyed E – Orange	1	10
FCXO-24-10FDB	Optimized OM3 10Gig™ 50/125µm Twelve LC (keyed F – dark blue) duplex adapters to two male 24-fiber optimized pre-terminated MTP* connectors.	Keyed F – Dark Blue	1	10

Keyed LC 10Gig™ 50/125µm (OM3) Multimode MTP* Cassettes

FCX-12-10ABL	OM3 10Gig™ 50/125µm Six LC (keyed A – black) duplex adapters to one male 12-fiber pre-terminated MTP* connector.	Keyed A – Black	1	10
FCX-12-10BRD	OM3 10Gig™ 50/125µm Six LC (keyed B – red) duplex adapters to one male 12-fiber pre-terminated MTP* connector.	Keyed B – Red	1	10
FCX-12-10CGR	OM3 10Gig™ 50/125µm Six LC (keyed C – green) duplex adapters to one male 12-fiber pre-terminated MTP* connector.	Keyed C – Green	1	10
FCX-12-10DYL	OM3 10Gig™ 50/125µm Six LC (keyed D – yellow) duplex adapters to one male 12-fiber pre-terminated MTP* connector.	Keyed D – Yellow	1	10
FCX-12-10EOR	OM3 10Gig™ 50/125µm Six LC (keyed E – orange) duplex adapters to one male 12-fiber pre-terminated MTP* connector.	Keyed E – Orange	1	10
FCX-12-10FDB	OM3 10Gig™ 50/125µm Six LC (keyed F – dark blue) duplex adapters to one male 12-fiber pre-terminated MTP* connector.	Keyed F – Dark Blue	1	10
FCX-24-10ABL	OM3 10Gig™ 50/125µm Twelve LC (keyed A – black) duplex adapters to two male 24-fiber pre-terminated MTP* connectors.	Keyed A – Black	1	10
FCX-24-10BRD	OM3 10Gig™ 50/125µm Twelve LC (keyed B – red) duplex adapters to two male 24-fiber pre-terminated MTP* connectors.	Keyed B – Red	1	10
FCX-24-10CGR	OM3 10Gig™ 50/125µm Twelve LC (keyed C – green) duplex adapters to two male 24-fiber pre-terminated MTP* connectors.	Keyed C – Green	1	10
FCX-24-10DYL	OM3 10Gig™ 50/125µm Twelve LC (keyed D – yellow) duplex adapters to two male 24-fiber pre-terminated MTP* connectors.	Keyed D – Yellow	1	10
FCX-24-10EOR	OM3 10Gig™ 50/125µm Twelve LC (keyed E – orange) duplex adapters to two male 24-fiber pre-terminated MTP* connectors.	Keyed E – Orange	1	10
FCX-24-10FDB	OM3 10Gig™ 50/125µm Twelve LC (keyed F – dark blue) duplex adapters to two male 24-fiber pre-terminated MTP* connectors.	Keyed F – Dark Blue	1	10

For MTP* Connector Cleaning Tools, see page C.107.

*MTP is a registered trademark of US Conec Ltd.

The Keyed LC Fiber Optic System is now offering 18 colors to ensure network physical layer security with color-specific keyed connectivity. For complete keyed solutions, please reference www.panduit.com.

Keyed LC QuickNet™ MTP* Fiber Optic Cassettes (continued)



FC5-24-10DYL

Part Number	Part Description	Key Type and Color	Std. Pkg. Qty.	Std. Ctn. Qty.
Keyed LC 50/125µm (OM2) Multimode MTP* Cassettes				
FC5-12-10ABL	OM2 50/125µm Six LC (keyed A – black) duplex adapters to one male 12-fiber pre-terminated MTP* connector.	Keyed A – Black	1	10
FC5-12-10BRD	OM2 50/125µm Six LC (keyed B – red) duplex adapters to one male 12-fiber pre-terminated MTP* connector.	Keyed B – Red	1	10
FC5-12-10CGR	OM2 50/125µm Six LC (keyed C – green) duplex adapters to one male 12-fiber pre-terminated MTP* connector.	Keyed C – Green	1	10
FC5-12-10DYL	OM2 50/125µm Six LC (keyed D – yellow) duplex adapters to one male 12-fiber pre-terminated MTP* connector.	Keyed D – Yellow	1	10
FC5-12-10EOR	OM2 50/125µm Six LC (keyed E – orange) duplex adapters to one male 12-fiber pre-terminated MTP* connector.	Keyed E – Orange	1	10
FC5-12-10FDB	OM2 50/125µm Six LC (keyed F – dark blue) duplex adapters to one male 12-fiber pre-terminated MTP* connector.	Keyed F – Dark Blue	1	10
FC5-24-10ABL	OM2 50/125µm Twelve LC (keyed A – black) duplex adapters to two male 24-fiber pre-terminated MTP* connectors.	Keyed A – Black	1	10
FC5-24-10BRD	OM2 50/125µm Twelve LC (keyed B – red) duplex adapters to two male 24-fiber pre-terminated MTP* connectors.	Keyed B – Red	1	10
FC5-24-10CGR	OM2 50/125µm Twelve LC (keyed C – green) duplex adapters to two male 24-fiber pre-terminated MTP* connectors.	Keyed C – Green	1	10
FC5-24-10DYL	OM2 50/125µm Twelve LC (keyed D – yellow) duplex adapters to two male 24-fiber pre-terminated MTP* connectors.	Keyed D – Yellow	1	10
FC5-24-10EOR	OM2 50/125µm Twelve LC (keyed E – orange) duplex adapters to two male 24-fiber pre-terminated MTP* connectors.	Keyed E – Orange	1	10
FC5-24-10FDB	OM2 50/125µm Twelve LC (keyed F – dark blue) duplex adapters to two male 24-fiber pre-terminated MTP* connectors.	Keyed F – Dark Blue	1	10

For MTP* Connector Cleaning Tools, see page C.107.

*MTP is a registered trademark of US Conec Ltd.

The Keyed LC Fiber Optic System is now offering 18 colors to ensure network physical layer security with color-specific keyed connectivity. For complete keyed solutions, please reference www.panduit.com.



Keyed LC QuickNet™ MTP* Fiber Optic Cassettes (continued)

FC6-24-10EOR

Part Number	Part Description	Key Type and Color	Std. Pkg. Qty.	Std. Ctn. Qty.
Keyed LC 62.5/125µm (OM1) Multimode MTP* Cassettes				
FC6-12-10ABL	OM1 62.5/125µm Six LC (keyed A – black) duplex adapters to one male 12-fiber pre-terminated MTP* connector.	Keyed A – Black	1	10
FC6-12-10BRD	OM1 62.5/125µm Six LC (keyed B – red) duplex adapters to one male 12-fiber pre-terminated MTP* connector.	Keyed B – Red	1	10
FC6-12-10CGR	OM1 62.5/125µm Six LC (keyed C – green) duplex adapters to one male 12-fiber pre-terminated MTP* connector.	Keyed C – Green	1	10
FC6-12-10DYL	OM1 62.5/125µm Six LC (keyed D – yellow) duplex adapters to one male 12-fiber pre-terminated MTP* connector.	Keyed D – Yellow	1	10
FC6-12-10EOR	OM1 62.5/125µm Six LC (keyed E – orange) duplex adapters to one male 12-fiber pre-terminated MTP* connector.	Keyed E – Orange	1	10
FC6-12-10FDB	OM1 62.5/125µm Six LC (keyed F – dark blue) duplex adapters to one male 12-fiber pre-terminated MTP* connector.	Keyed F – Dark Blue	1	10
FC6-24-10ABL	OM1 62.5/125µm Twelve LC (keyed A – black) duplex adapters to two male 24-fiber pre-terminated MTP* connectors.	Keyed A – Black	1	10
FC6-24-10BRD	OM1 62.5/125µm Twelve LC (keyed B – red) duplex adapters to two male 24-fiber pre-terminated MTP* connectors.	Keyed B – Red	1	10
FC6-24-10CGR	OM1 62.5/125µm Twelve LC (keyed C – green) duplex adapters to two male 24-fiber pre-terminated MTP* connectors.	Keyed C – Green	1	10
FC6-24-10DYL	OM1 62.5/125µm Twelve LC (keyed D – yellow) duplex adapters to two male 24-fiber pre-terminated MTP* connectors.	Keyed D – Yellow	1	10
FC6-24-10EOR	OM1 62.5/125µm Twelve LC (keyed E – orange) duplex adapters to two male 24-fiber pre-terminated MTP* connectors.	Keyed E – Orange	1	10
FC6-24-10FDB	OM1 62.5/125µm Twelve LC (keyed F – dark blue) duplex adapters to two male 24-fiber pre-terminated MTP* connectors.	Keyed F – Dark Blue	1	10

For MTP* Connector Cleaning Tools, see page C.107.

*MTP is a registered trademark of US Conec Ltd.

The Keyed LC Fiber Optic System is now offering 18 colors to ensure network physical layer security with color-specific keyed connectivity. For complete keyed solutions, please reference www.panduit.com.

Keyed LC QuickNet™ MTP* Fiber Optic Cassettes (continued)



FC9-24-10FDB

Part Number	Part Description	Key Type and Color	Std. Pkg. Qty.	Std. Ctn. Qty.
Keyed LC 9/125µm (OS1/OS2) Singlemode Pre-Terminated MTP* Cassettes				
FC9-12-10ABL	OS1/OS2 9/125µm Six LC (keyed A – black) duplex adapters to one male 12-fiber pre-terminated MTP* connector.	Keyed A – Black	1	10
FC9-12-10BRD	OS1/OS2 9/125µm Six LC (keyed B – red) duplex adapters to one male 12-fiber pre-terminated MTP* connector.	Keyed B – Red	1	10
FC9-12-10CGR	OS1/OS2 9/125µm Six LC (keyed C – green) duplex adapters to one male 12-fiber pre-terminated MTP* connector.	Keyed C – Green	1	10
FC9-12-10DYL	OS1/OS2 9/125µm Six LC (keyed D – yellow) duplex adapters to one male 12-fiber pre-terminated MTP* connector.	Keyed D – Yellow	1	10
FC9-12-10EOR	OS1/OS2 9/125µm Six LC (keyed E – orange) duplex adapters to one male 12-fiber pre-terminated MTP* connector.	Keyed E – Orange	1	10
FC9-12-10FDB	OS1/OS2 9/125µm Six LC (keyed F – dark blue) duplex adapters to one male 12-fiber pre-terminated MTP* connector.	Keyed F – Dark Blue	1	10
FC9-24-10ABL	OS1/OS2 9/125µm Twelve LC (keyed A – black) duplex adapters to two male 24-fiber pre-terminated MTP* connectors.	Keyed A – Black	1	10
FC9-24-10BRD	OS1/OS2 9/125µm Twelve LC (keyed B – red) duplex adapters to two male 24-fiber pre-terminated MTP* connectors.	Keyed B – Red	1	10
FC9-24-10CGR	OS1/OS2 9/125µm Twelve LC (keyed C – green) duplex adapters to two male 24-fiber pre-terminated MTP* connectors.	Keyed C – Green	1	10
FC9-24-10DYL	OS1/OS2 9/125µm Twelve LC (keyed D – yellow) duplex adapters to two male 24-fiber pre-terminated MTP* connectors.	Keyed D – Yellow	1	10
FC9-24-10EOR	OS1/OS2 9/125µm Twelve LC (keyed E – orange) duplex adapters to two male 24-fiber pre-terminated MTP* connectors.	Keyed E – Orange	1	10
FC9-24-10FDB	OS1/OS2 9/125µm Twelve LC (keyed F – dark blue) duplex adapters to two male 24-fiber pre-terminated MTP* connectors.	Keyed F – Dark Blue	1	10

For MTP* Connector Cleaning Tools, see page C.107.

*MTP is a registered trademark of US Conec Ltd.

The Keyed LC Fiber Optic System is now offering 18 colors to ensure network physical layer security with color-specific keyed connectivity. For complete keyed solutions, please reference www.panduit.com.

Opticom® QuickNet™ Rack Mount Fiber Cassette Enclosures

- Mount to standard EIA 19" rack rails
- Hold QuickNet™ Fiber Optic Cassettes on pages C.44 – C.53, QuickNet™ or Opticom® Fiber Adapter Panels on pages C.38 – C.43, and Opticom® Fiber Optic Splice Modules on page C.62
- Suitable for all pre-terminated, field terminated, or field-splice applications
- Up to four cassettes or FAPs per rack unit for maximum patch field density
- Slide-out, tilt-down drawer provides full front access to all fibers and cables
- Integral bend radius control and cable management for fiber optic patch cords
- Innovative rear cable management for proper slacking/spooling of trunk cable break-outs and interconnect cables
- Multiple trunk cable entry locations
- Include fiber optic cable routing kit (grommets, cable ties, spools, strain relief bracket, and ID/caution labels) for various cable management solutions



FCE1U



FCE2U



FCE4U

Part Number	Part Description	No. of Rack Spaces [^]	Std. Pkg. Qty.
FCE1U	Holds up to four QuickNet™ Cassettes, FAP adapter panels, or FOSM splice modules. Dimensions: 1.73"H x 17.60"W x 16.30"D (43.9mm x 447.0mm x 414.0mm)	1	1
FCE1UA	Open access version of FCE1U enclosure. Holds up to four QuickNet™ Cassettes, FAP adapter panels, or FOSM splice modules. Dimensions: 1.73"H x 17.60"W x 16.30"D (43.9mm x 447.0mm x 414.0mm)	1	1
FCE2U	Holds up to eight QuickNet™ Cassettes, FAP adapter panels, or FOSM splice modules. Dimensions: 3.48"H x 17.60"W x 16.30"D (88.4mm x 447.0mm x 414.0mm)	2	1
FCE4U	Holds up to twelve QuickNet™ Cassettes, FAP adapter panels, or FOSM splice modules. Dimensions: 6.98"H x 17.60"W x 16.30"D (177.0mm x 447.0mm x 414.0mm)	4	1

[^]One rack space = 1.75" (44.5mm).

Opticom® Rack Mount Fiber Enclosures

- Mount to standard 19" or 23" EIA rack or cabinet
- Hold QuickNet™ or Opticom® Fiber Adapter Panels (FAPs) on pages C.38 – C.43, and Opticom® Fiber Optic Splice Modules on page C.62
- Front and rear access on all models via durable molded-hinge doors
- Integral bend radius control and cable management for fiber patch cords
- Multiple trunk cable entry locations
- Include fiber optic cable routing kit (grommets, cable ties, saddle clips, strain relief bracket, and ID/caution labels) for various cable management solutions



FRME1U



FRME2U



FRME3



FRME4

Part Number	Part Description	No. of Rack Spaces [^]	Std. Pkg. Qty.
FRME1U	Holds up to three FAP or FMP adapter panels or FOSM splice modules. Bidirectional sliding drawers provides front and rear access to fibers. Dimensions: 1.74"H x 17.00"W x 14.20"D (44.0mm x 432.0mm x 361.0mm)	1	1
FRME2U	Holds up to six FAP or FMP adapter panels or FOSM splice modules. Bidirectional sliding drawers provides front and rear access to fibers. Dimensions: 3.48"H x 17.00"W x 14.20"D (88.0mm x 432.0mm x 361.0mm)	2	1
FRME3	Holds up to nine FAP or FMP adapter panels. Fixed bulkhead design. Dimensions: 5.00"H x 17.16"W x 11.80"D (127.0mm x 433.3mm x 292.1mm)	3	1
FRME4	Holds up to twelve FAP or FMP adapter panels. Fixed bulkhead design. Dimensions: 6.62"H x 17.16"W x 11.80"D (168.1mm x 433.3mm x 292.1mm)	4	1

[^]One rack space = 1.75" (44.45mm).
Optional locks available for rack mount enclosures.
All product color is black.

Opticom® Rack Mount Fiber Trays

- Mount to standard EIA 19" rack rails
- Standard front or angled front options
- Use with Opticom® Fiber Adapter Patch Panels (below) to protect fibers and terminations
- Can be used as a back box for select Mini-Com® Patch Panels
- Removable top cover provides access to connections, fibers, and slack storage in rear of tray
- Multiple trunk cable entry locations provided on rear and sides of enclosure
- Include fiber optic cable routing kit (grommets, cable ties, spools, strain relief bracket and ID/caution labels) for various cable management solutions
- For fiber optic splicing solutions see page C.67



FMT1



FMT2



FMT1A



FMT2A


Part Number	Part Description	No. of Rack Spaces [^]	Std. Pkg. Qty.
Standard Fiber Mount Trays			
FMT1	Mount with CFAPPBL1 fiber adapter patch panel to hold up to four QuickNet™ Cassettes, FAP, and FMP adapter panels. Dimensions: 1.75"H x 17.16"W X 11.16"D (44.4mm x 433.3mm x 283.5mm)	1	1
FMT2	Mount with CFAPPBL2 fiber adapter patch panel to hold up to eight QuickNet™ Cassettes, FAP, or FMP adapter panels. Dimensions: 3.48"H x 17.16"W x 11.16"D (88.3mm x 433.3mm x 283.5mm)	2	1

Angled Fiber Mount Trays			
FMT1A	Mount with CFAPPBL1A angled fiber adapter patch panel to hold up to four FAP or FMP adapter panels. Dimensions: 1.75"H x 17.16"W X 11.16"D (44.4mm x 433.3mm x 283.5mm)	1	1
FMT2A	Mount with CFAPPBL2A angled fiber adapter patch panel to hold up to eight FAP or FMP adapter panels. Dimensions: 3.48"H x 17.16"W x 11.16"D (88.3mm x 433.3mm x 283.5mm)	2	1

[^]One rack space = 1.75" (44.45mm). All product color is black.

Opticom® Fiber Adapter Patch Panels

- Mount to standard EIA 19" rack rails
- Standard version holds both QuickNet™ Fiber Optic Cassettes and Opticom® Fiber Adapter Panels
- Angled version holds Opticom® Fiber Adapter Panels and matches Mini-Com® Angled Patch Panel profile
- Use with Opticom® Rack Mount Fiber Trays (above) to protect fibers and terminations



CFAPPBL1



CFAPPBL2



CFAPPBL1A



CFAPPBL2

Part Number	Part Description	No. of Rack Spaces [^]	Std. Pkg. Qty.
Standard Fiber Adapter Patch Panels			
CFAPPBL1	Flat fiber patch panel. Holds up to four FAP or FMP adapter panels.	1	1
CFAPPBL2	Flat fiber patch panel. Holds up to eight FAP or FMP adapter panels.	2	1
Angled Fiber Adapter Patch Panels			
CFAPPBL1A	Angled fiber patch panel. Holds up to four FAP or FMP adapter panels.	1	1
CFAPPBL2A	Angled fiber patch panel. Holds up to eight FAP or FMP adapter panels.	2	1

[^]One rack space = 1.75" (44.45mm). All product color is black.

Opticom® Zero RU Cable Management Solutions

- Mount directly to rack or enclosure to provide location, connection, and quick deployment of QuickNet™ or Opticom® Fiber Adapter Panels (pages C.39 – C.43) or QuickNet™ MTP* Cassettes (pages C.47 – C.53) without using additional rack space
- Can be used with QuickNet™ MPO/MTP* Fiber Adapter Panels on page C.31 and QuickNet™ Hydra Cable Assemblies on page C.91 to facilitate connection to the active equipment
- Angled bracket includes adhesive foam tape and magnetic strip for mounting to rack
- Standard straight bracket screws directly to rack or enclosure



FEABRUA



FEABRU



FQCBRUA



FQCRCM



FPFPC1

Part Number	Part Description	Std. Pkg. Qty.	Std. Ctn. Qty.
FEABRUA	Zero RU adhesive or magnetic mount 90° angle fiber enclosure adapter panel bracket.	1	10
FEABRU	Zero RU screw mount fiber enclosure adapter panel bracket.	1	10
FQCBRUA	QuickNet™ Zero RU Bracket accepts up to two fiber QuickNet™ SFQ cassettes or up to two QuickNet™ pre-terminated copper cassettes without occupying RU space. Mounts to any EIA-310-D compliant rack rail.	1	—
FQCRCM	QuickNet™ Cassette Rear Cable Manager manages up to one meter of slack for each of 16 MTP* Interconnect Cables in support of QuickNet™ SFQ Cassettes, QuickNet™ HDQ Cassettes, or QuickNet™ MTP Cassettes. <i>Intended for Panduit® 2-Post Racks ONLY. Not intended for 4-post racks, server cabinets or network cabinets.</i>	1	10














QuickNet™ Fiber Patch Field Protection Cover

FPFPC1	1RU Fiber Patch Field Protection Cover protects front patch field, minimizing potential for connector damage and fiber attenuation. Includes a labeling card for identification of ports and D-rings to provide physical support to fiber and control bend radius. <i>Not compatible with Opticom® Angled and QuickNet™ Angled Patch Panels</i>	1	10
--------	---	---	----

*MTP is a registered trademark of US Conec Ltd.

QuickNet™ Patch Panels and Accessories

- Accept QuickNet™ Copper Cable Assemblies and QuickNet™ SFQ Series MTP* Fiber Optic Cassettes which snap in and out with one hand
- High-density patch panels conserve valuable rack space
- Angled patch panels facilitate proper bend radius control and minimize the need for horizontal cable managers
- All metal patch panels accept shielded cassettes, no additional grounding kit required
- Pre-printed numbers above each port for easy identification
- Mount to standard EIA 19" racks or 23" racks with optional extender brackets
- Zero RU brackets accept fiber adapter panels or pre-terminated cassettes by mounting directly to rack or enclosure without utilizing additional rack space
- Optional patch panel adapter (QPPABL) accepts all Mini-Com® Modules for UTP, fiber optic, and audio/visual applications
- Optional patch panel blank (QPPBBL) promotes proper airflow and cooling
- Label/label cover kit (QPPLC24) provides port and panel identification for 24-port patch panels
- Optional retrofit grounding kit (QNSMRRT) required to ground shielded cassettes to QuickNet™ Modular Patch Panels
- QuickNet™ All Metal Modular Patch Panels accept shielded cassettes, with no additional grounding kit required

Part Number	Part Description	No. of Rack Spaces [^]	Std. Pkg. Qty.	Std. Ctn. Qty.
QuickNet™ Angled Patch Panels				
 QAPP24BL	24-port angled patch panel which accepts QuickNet™ Pre-Terminated Cassettes and Patch Panel Adapters.	1	1	10
 QASP24BL	24-port, all metal angled patch panel which accepts QuickNet™ Pre-Terminated Shielded Cassettes and Patch Panel Adapters.	1	1	10
 QAPP48HDBL	48-port angled patch panel which accepts QuickNet™ Pre-Terminated Cassettes and Patch Panel Adapters.	1	1	10
 QAPP48HDVNSBL	48-port angled patch panel which accepts QuickNet™ Pre-Terminated Cassettes and Patch Panel Adapters. Numbering sequence is top to bottom across patch panel.	1	1	10
 QASP48HDBL	48-port, all metal angled patch panel which accepts QuickNet™ Pre-Terminated Shielded Cassettes and Patch Panel Adapters.	1	1	10
QuickNet™ Flat Patch Panels				
 QPP24BL	24-port patch panel which accepts QuickNet™ Pre-Terminated Cassettes and Patch Panel Adapters.	1	1	10
 QSP24BL	24-port, all metal patch panel which accepts QuickNet™ Pre-Terminated Shielded Cassettes and Patch Panel Adapters.	1	1	10
 QPP48HDBL	48-port patch panel which accepts QuickNet™ Pre-Terminated Cassettes and Patch Panel Adapters.	1	1	10
 QPP48HDVNSBL	48-port patch panel which accepts QuickNet™ Pre-Terminated Cassettes and Patch Panel Adapters. Numbering sequence is top to bottom across patch panel.	1	1	10
Patch Panel Adapter				
 QPPABL	QuickNet™ Patch Panel Adapter which accepts Mini-Com® Modules for UTP, fiber optic, and audio/visual applications.	—	1	10
 QSP48HDBL	48-port, all metal patch panel which accepts QuickNet™ Pre-Terminated Shielded Cassettes and Patch Panel Adapters.	1	1	10
Patch Panel Blank				
 QPPBBL	QuickNet™ Patch Panel Blank reserves space for future use and promotes proper airflow and cooling.	—	1	10
Patch Panel Label Kit				
 QPPLC24	Label/label cover kit for 24-port QuickNet™ Patch Panels. Each kit contains four labels and four clear label covers per bag.	—	1	10

MTP is a registered trademark of US Conec Ltd. ^One rack space = 1.75" (44.45mm). M6 and #12-24 mounting screws included. QuickNet™ Pre-Terminated Cable Assemblies available on pages B.4 – B.5. QuickNet™ SFQ Series MTP Fiber Optic Cassettes available on page C.51.



Mini-Com® Modular Faceplate Patch Panels

- Angled patch panels facilitate proper bend radius control and minimize the need for horizontal cable managers
- Accept Mini-Com® Modules for fiber optic, UTP, and audio/video, which snap in and out for easy moves, adds, and changes
- Label versions available for easy port identification; replacement label/label covers available
- Mount to standard EIA 19" racks or 23" racks with optional extender brackets on page L.40



CPPLA24WBLY

PATENTED



CPPLA48WBLY



CPPL24WBLY



CPPL48WBLY



C4PPLK

Part Number	Part Description	No. of Rack Spaces [^]	Std. Pkg. Qty.	Std. Ctn. Qty.
-------------	------------------	---------------------------------	----------------	----------------

Mini-Com® Angled Modular Patch Panels with Labels

CPPLA24WBLY	24-port angled patch panel with labels, supplied with six factory installed CFFPL4 type front removable snap-in faceplates.	1	1	10
CPPLA48WBLY	48-port angled patch panel with labels, supplied with twelve factory installed CFFPL4 type front removable snap-in faceplates.	2	1	10

Mini-Com® Modular Patch Panels with Labels

CPPL24WBLY	24-port patch panel with labels, supplied with six factory installed CFFPL4 type front removable snap-in faceplates.	1	1	10
CPPL48WBLY	48-port patch panel with labels, supplied with twelve factory installed CFFPL4 type front removable snap-in faceplates.	2	1	10

Replacement Labels for Mini-Com® Modular Patch Panels

C4PPLK	Replacement label/label cover kit for Mini-Com® Modular Patch Panels with Labels (CPPL24WBLY, CPPL48WBLY, CPPL24WRBLY, CPPL48WRBLY) and Mini-Com® Modular Furniture Faceplates with Labels (CFFPL4, CFFHSL4, CFFPEBSL4). Each kit contains six labels and six clear label covers per bag.	—	1	10
--------	---	---	---	----

[^] One rack space = 1.75" (44.45mm).
M6 and #12-24 mounting screws included.

Component Labels for Mini-Com® Modular Faceplate Patch Panels



Suggested Label Solutions for TIA/EIA-606-A Compliance

Patch Panel Part Number	Laser/Ink Jet Desktop Printer Label	TDP43ME Thermal Transfer Desktop Printer Label	PanTher™ LS8E Hand-Held Printer Label	Cougar™ LS9 Hand-Held Printer Label
All Patch Panels on this Page	C261X035Y1J	C261X035Y1T	C261X035Y1C	T038X000FJC-BK‡

For complete labeling solutions and product information, reference charts on pages O.1 – O.18.

‡For non-adhesive labeling solution, do not remove liner from label.



Opticom[®] Wall Mount Enclosures

- Holds Opticom[®] Fiber Adapter Panels (FAPs)
- Rugged all metal construction for fiber protection and secure mounting
- Compact design allows installation in tight areas
- Separate doors for service side and user side with optional keyed locks for added security
- Include fiber optic cable routing kit (grommets, cable ties, spools, strain relief bracket and ID/caution labels) for various cable management solutions

**FWME2****FWME4****FWME8**

Part Number	Part Description	Std. Pkg. Qty.
-------------	------------------	----------------

Fiber Wall Mount Enclosures

FWME2	Holds up to two QuickNet™ Cassettes, FAP, or FMP panels. Dimensions: 12.00"W x 10.18"H x 2.32"D (304.8mm x 258.6mm x 59.1mm)	1
FWME4	Holds up to four QuickNet™ Cassettes, FAP, or FMP panels. Dimensions: 16.11"W x 12.25"H x 3.52"D (409.2mm x 311.0mm x 89.4mm)	1
FWME8	Holds up to eight QuickNet™ Cassettes, FAP, or FMP panels. Dimensions: 16.11"W x 16.11"H x 5.00"D (409.2mm x 409.2mm x 127.0mm)	1

Fiber Accessories

FELS	Fiber enclosure lock for service side.	1
FELU	Fiber enclosure lock for user side.	1

All product color is black.

*MTP is a registered trademark of US Conec Ltd.

Opticom® Fiber Slack Management Accessories

- Slack management and cable routing accessories for use in Opticom® Rack Mount and Wall Mount Fiber Enclosures

- Maintain minimum bend radius and ensure proper cable management
- Smooth rounded edges on all surfaces eliminate potential for snagging and stress on fiber optic cables



FMS1



FMS2




FMSS



FEBRC



FMFIN



VWS106



VWSDC

Part Number	Part Description	Std. Pkg. Qty.	Std. Ctn. Qty.
-------------	------------------	----------------	----------------

Fiber Slack Management Spools

FMS1	Spools and manages fiber slack in Opticom® 1RU Rack Mount Fiber Enclosures. Features fiber retention tabs and fingers. Comes with two spools and adhesive mounts. Dimensions: 1.00"H x 4.00" dia. (25.4mm x 100.0mm)	1	10
FMS2	Spools and manages fiber slack in Opticom® 2RU or 4RU Rack Mount Fiber Enclosures. Features fiber retention tabs and fingers. Comes with two spools and adhesive mounts. Dimensions: 1.60"H x 4.00" dia. (40.6mm x 100.0mm)	1	10
FMSS	Top-hat style fiber slack spool for Opticom® Wall Mount Enclosures. Single spool with adhesive mount. Dimensions: 1.25"H x 2.50" dia. spool, 3.25" dia. flange (31.8mm x 63.5mm spool, 82.6mm flange)	1	10

Bend Radius Control Accessories

FEBRC	Fiber enclosure bend radius control clip for use with Opticom® 1RU and 2RU Rack Mount Enclosures. Maintains proper bend radius control of fiber patch cords from patch field to vertical fiber manager; includes two bend radius control clips. Dimensions: 1.50"H x .09"W x 3.10"D (79.8mm x 21.8mm x 39.1mm)	1	—
FMFIN	Fiber manager fin; individual fiber management fin with NyLatch fastener for attachment to FCE4U Opticom® Fiber Cassette Enclosure front patch cord manager. Dimensions: 3.60"H x 1.00" dia. (92.1mm x 25.4mm)	1	—
PZBR3.5	Bend Radius Post Kit for use with FCE4U Opticom® Fiber Cassette Enclosure; 3.5" (89mm) long. Maintains proper bend radius control of fiber patch cords within patch field; includes two bend radius posts and hardware.	1	10

Accessories For Rack Mount Enclosures

VWS106-C	Single saddle clip for fiber slack management and fiber patch cord routing. Accepts up to 1.06" dia (26.9mm) cable bundle. Nylon 6.6 material, natural color. Push mount into 0.18" (4mm) pre-drilled holes in Opticom® Fiber Enclosures.	100	500
VWSDC-C	Dual saddle clip for fiber slack management and fiber patch cord routing. Accepts two cable bundles up to 1.06" dia (26.9mm) each. Nylon 6.6 material, natural color. Push mount into 0.18" (4mm) pre-drilled holes in Opticom® Fiber Enclosures.	100	500

Opticom[®] Splice Modules, Trays, and Holders**FOSMF****FST24****FST6****FSTK****FSC24**

Part Number	Part Description	Std. Pkg. Qty.	Std. Ctn. Qty.
Fiber Optic Splice Modules			
FOSMF	Fiber optic splice module holds and protects up to 24 fusion splices. Self-stacking modules with integral cable management and fiber slacking/spooling features. Black plastic base and clear plastic hinged cover. For use with Panduit Opticom [®] FCE*U, FRME*U, and FMT series enclosures. Dimensions: 0.30"H x 14.03"W x 5.28"D (7.6mm x 356.4mm x 134.1mm)	1	10
FOSMM	Fiber optic splice module holds and protects up to 12 mechanical splices. Self-stacking modules with integral cable management and fiber slacking/spooling features. Black plastic base and clear plastic hinged cover. For use with Panduit Opticom [®] FCE*U, FRME*U, and FMT series enclosures. Dimensions: 0.30"H x 14.03"W x 5.28"D (7.6mm x 356.4mm x 134.1mm)	1	10
FOSMH1U	Fiber optic splice module holder, 1 RU. Holds up to four FOSM splice modules. For use with FCE1U or FCE1UA fiber cassette enclosure. Dimensions: 1.41"H x 0.72"W x 2.61"D (35.9mm x 18.3mm x 66.4mm)	1	10
FOSMH2U	Fiber optic splice module handler, 2 RU. Holds up to eight FOSM splice modules. For use with FCE2U fiber cassette enclosure. Dimensions: 2.91"H x 0.72"W x 2.61"D (74.0mm x 18.3mm x 66.4mm)	1	10
FOSMH4U	Fiber optic splice module holder, 4 RU. Holds up to twelve FOSM splice modules. For use with FCE4U fiber cassette enclosure. Dimensions: 5.50"H x 10.42"W x 5.41"D (139.7mm x 264.7mm x 137.4mm)	1	0
Metal Splice Tray and Holder – 24-Splice Increment			
FST24	Fiber splice tray kit for up to 24 mechanical or fusion splices or 144 ribbon fusion splices. Fits in Panduit FRME3 and FRME4 rack mount enclosures. Stacks up to three high using FST24H3 stacking unit. Dimensions: 0.37"H x 4.38"W x 11.75"L (9.4mm x 111.3mm x 298.5mm)	1	10
FST24H3	Stacking holder for FST24 fiber splice tray with built in fiber spooling. Holds and secures one to three splice trays with Panduit [®] Tak-Ty [®] Cable Ties. Mounting hardware included. For use with FRME3 and FRME4 rack mount enclosures. Dimensions: 2.07"H x 4.56"W x 11.61"L (52.6mm x 115.8mm x 294.9mm)	1	10
Metal Splice Tray and Holder – 12-Splice Increment			
FST6	Fiber splice tray kit for up to twelve mechanical or fusion splices. Fits in Panduit FMT, FWME4, and FWME8 series enclosures. Stack up to four high using FSTHE stacking unit in rack mount enclosures or using FST6H4 stacking unit in wall mount enclosures. Dimensions: 0.40"H x 4.42"W x 7.90"L (10.2mm x 112.3mm x 200.7mm)	1	10
FSTHE	Stacking holder for FST6 fiber splice tray. Holds and secures one to four splice trays (FST6) with Panduit [®] Tak-Ty [®] Cable Ties. Mount with included adhesive strips or mounting screws. Dimensions: 1.75"H x 4.56"W x 8.06"L (44.5mm x 115.8mm x 204.7mm)	1	10
Metal Splice Tray and Holder – 6-Splice Increment			
FSTK	Fiber splice tray kit for up to six mechanical or fusion splices. Stack up to two high using FSTHS stacking holder. For use in FWME2 wall mount enclosure. Dimensions: 0.40"H x 3.40"W x 6.60"L (10.2mm x 86.4mm x 167.6mm)	1	10
FSTHS	Stacking holder for FSTK fiber splice tray with built-in fiber spooling. Holds and secures one/two splice tray(s) with Panduit [®] Tak-Ty [®] Cable Ties. Mount with existing enclosure hardware. For use in FWME2 wall mount enclosure. Dimensions: 1.62"H x 3.50"W x 6.50"L (41.1mm x 88.9mm x 167.6mm)	1	10
Fiber Splice Chip			
FSC24	Accommodates and protects up to 24 fusion splices. Comes with label, clear cover, and adhesive mount. For use with any Panduit [®] Opticom [®] Enclosure. Dimensions: 0.50"H x 3.12"W x 2.47"D (12.7mm x 79.4mm x 62.7mm)	1	10

Opti-Core® 50/125µm (OM3/OM4) Patch Cords and Pigtails

- Available in riser (OFNR) or plenum (OFNP) flame ratings; part numbers listed are for OFNR (FXE10-10M1Y)
- For OFNP, place a P after the X in the part number and drop the Y (FXPE10-10M1)
- Patch cords are tested to support network transmission speeds up to 10 Gb/s for link lengths up to 300 meters with an 850nm source per IEEE 802.3ae 10 GbE standard
- Pass all TIA/EIA-568-B.3 performance requirements
- LC and SC connector housing and boot colors follow TIA/EIA-568-C.3 suggested color identification scheme
- Insertion loss per connection: 0.10dB typical; 0.30dB maximum
- Backward compatible for use with all 50/125µm system requirements
- Factory terminated and 100% tested for insertion loss
- Insertion loss data recorded for every multimode patch cord
- Lifetime traceability of test data to a Q.C. number on each patch cord
- Highest quality flame retardant fiber optic cable with tight-buffered coating on each optical fiber
- Patch cords are tested to support network transmission speeds up to 10 Gb/s for link lengths up to 550 meters with an 850nm source per IEEE 802.3ae 10 GbE standard




FZE10-10M*



FXF10-10M*Y



FZB10-NM*



FZD3-3M*




FZB3-NM*



FXD6P-6PM*Y



FXD6J-NM*Y



FXB6J-NM*Y


Part Number	Part Description	Length (m) [^]	Std. Pkg. Qty.	Std. Ctn. Qty.
LC to LC– OM4 Multimode Duplex Patch Cords– 1.6mm Jacketed Cable				
FZE10-10M1	LC to LC Patch Cord, Standard OM4, Riser, 0.25 dB IL Loss, Duplex, 1.6mm jacketed cable, 1m	1	1	10
LC to Pigtail– OM4 Multimode Simplex Pigtails– 900µm Buffered Fiber				
FZB10-NM1	LC to Pigtail Patch Cord, Standard OM4, Riser, 0.25 dB IL Loss, Simplex Pigtails, 900µm Buffered Fiber, 1m	1	1	10
SC to SC– OM4 Multimode Duplex Patch Cords– 3mm Jacketed Cable				
FZD3-3M1	SC to SC Patch Cord, Standard OM4, Riser, 0.25 dB IL Loss, Duplex, 3.0mm jacketed cable, 1m	1	1	10
SC to Pigtail– OM4 Multimode Simplex Pigtails– 900µm Buffered Fiber				
FZB3-NM1	SC to Pigtail Patch Cord, Standard OM4, Riser, 0.25 dB IL Loss, Simplex Pigtails, 900µm Buffered Fiber, 1m	1	1	10
SC to LC– OM4 Multimode Duplex Patch Cords– 1.6mm Jacketed Cable				
FZE3-10M1	SC to LC Patch Cord, Standard OM4, Riser, 0.25 dB IL Loss, Duplex, 1.6mm jacketed cable, 1m	1	1	10
LC to LC– OM3 Multimode Duplex Patch Cords– 1.6mm Jacketed Cable				
FXE10-10M1Y	LC to LC multimode duplex patch cord, 1.6mm jacketed cable (two duplex LC connectors on each end) – 10Gig™ 50/125µm.	1	1	10
LC to Pigtail– OM3 Multimode Simplex Pigtails– 900µm Buffered Fiber				
FXB10-NM1Y	LC to pigtail multimode simplex pigtail, 900µm buffered fiber (one LC connector on one end and open on the other end) – 10Gig™ 50/125µm.	1	1	10
SC to SC– OM3 Multimode Duplex Patch Cords– 3mm Jacketed Cable				
FXD3-3M1Y	SC to SC multimode duplex patch cord, 3mm jacketed cable (one duplex SC connector on each end) – 10Gig™ 50/125µm.	1	1	10
SC to Pigtail– OM3 Multimode Simplex Pigtails – 900µm Buffered Fiber				
FXB3-NM1Y	SC to pigtail multimode simplex pigtail, 900µm buffered fiber (one SC connector on one end and open on the other end) – 10Gig™ 50/125µm.	1	1	10
FJ® Plug to FJ® Plug – OM3 Multimode Duplex Patch Cords – 3mm Jacketed Cable				
FXD6P-6PM1Y	FJ® Plug to FJ® Plug multimode duplex patch cord, 3mm jacketed cable (one FJ® plug on each end) – 10Gig™ 50/125µm.	1	1	10
FJ® Jack Module to Pigtail – OM3 Multimode Duplex Patch Cords – 3mm Jacketed Cable				
FXD6J-NM1Y	FJ® Jack Module to pigtail multimode duplex pigtail, 3mm jacketed cable (one FJ® Jack Module on one end and open on the other end) – 10Gig™ 50/125µm.	1	1	10
FJ® Jack Module to Pigtail – OM3 Multimode Duplex Pigtails – 900µm Buffered Fiber				
FXB6J-NM1Y	FJ® Jack Module to pigtail multimode duplex pigtail, 900µm buffered fiber (one FJ® Jack Module on one end and open on the other end) – 10Gig™ 50/125µm.	1	1	10

[^]Additional lengths and availability: Patch cords are available in 1 – 10 meter lengths in 1 meter increments, and 15, 20, 25 and 30 meter lengths. Pigtails are available in 1, 2, and 3 meter lengths. To order lengths other than 1 meter, replace the 1 after the M (FXD3-3M1Y) with the desired length (FXD3-3M2Y for 2 meter length). The above lengths are stock items. For other lengths, contact Customer Service for actual lead times.


For optimized OM3 or OM4 patch cords, add an "O" after the "X" or "Z" in the part number. (ex: FZOE10-10M)

Table continues on page C.64


Opti-Core[®] 50/125µm (OM3/OM4) Patch Cords and Pigtails (continued)



FZE3-10M*



FXE6P-10M*Y



FXD6P-3M*Y

Part Number	Part Description	Length (m) [^]	Std. Pkg. Qty.	Std. Ctn. Qty.
SC to LC – OM3 Multimode Duplex Patch Cords – 1.6mm Jacketed Cable				
FZE3-10M1Y	SC to LC multimode duplex patch cord, 1.6mm jacketed cable (one duplex SC connector on one end and one duplex LC connector on the other end) – 10Gig™ 50/125µm.	1	1	10
FJ[®] Plug to LC – OM3 Multimode Duplex Patch Cords – 1.6mm Jacketed Cable				
FXE6P-10M1Y	FJ [®] Plug to LC multimode duplex patch cord, 1.6mm jacketed cable (one FJ [®] Plug on one end and one duplex LC connector on the other end) – 10Gig™ 50/125µm.	1	1	10
FJ[®] Plug to SC – OM3 Multimode Duplex Patch Cords – 3mm Jacketed Cable				
FXD6P-3M1Y	FJ [®] Plug to SC multimode duplex patch cord, 3mm jacketed cable (one FJ [®] Plug on one end and one duplex SC connector on the other end) – 10Gig™ 50/125µm.	1	1	10

[^]Additional lengths and availability: Patch cords are available in 1 – 10 meter lengths in 1 meter increments, and 15, 20, 25 and 30 meter lengths. Pigtails are available in 1, 2, and 3 meter lengths. To order lengths other than 1 meter, replace the 1 after the M (FXD3-3M1Y) with the desired length (FXD3-3M2Y for 2 meter length). The above lengths are stock items. For other lengths, contact Customer Service for actual lead times. For optimized OM3 or OM4 patch cords, add an "O" after the "X" or "Z" in the part number. (ex: FZOE10-10M)

Cable Self-Laminating Labels for Opti-Core[®] 50/125µm (OM3) Fiber Optic Patch Cords and Pigtails



Suggested Label Solutions for TIA/EIA-606-A Compliance

Patch Cord Part Number	Laser/Ink Jet Desktop Printer Label	TDP43ME Thermal Transfer Desktop Printer Label	PanTher™ LS8E Hand-Held Printer Label	Cougar™ LS9 Hand-Held Printer Label
All FZE/FXE parts	S100X160YAJ and NWSLC-3Y‡	S100X150VATY and NWSLC-3Y‡	S100X160VAC and NWSLC-3Y‡	T100X000CBC-BK and NWSLC-3Y
All FZD/FXD parts	S100X220YAJ and NWSLC-7Y‡	S100X225VATY and NWSLC-7Y‡	S100X220VAC and NWSLC-7Y‡	T100X000CBC-BK and NWSLC-7Y

For complete labeling solutions and product information, reference charts on pages O.1 – O.18.
‡For complete information on fiber optic cable identification solutions, reference page C.92.

Opti-Core® Multimode 62.5/125µm (OM1) or 50/125µm (OM2) Fiber Optic Patch Cords and Pigtails‡

- Available in riser (OFNR) or plenum (OFNP) flame ratings; part numbers listed are for OFNR (F6E10-10M1Y)
- For OFNP, place a P after the 6 (or 5) in the part number and drop the Y (F6PE10-10M1)
- Pass all TIA/EIA-568-B.3 performance requirements
- LC and SC connector housing and boot colors follow TIA/EIA-568-C.3 suggested color identification scheme
- Insertion loss per connection: 0.10dB typical; 0.30dB maximum
- Factory terminated and 100% tested for insertion loss
- Insertion loss data recorded for every multimode patch cord
- Lifetime traceability of test data to a Q.C. number on each patch cord
- Highest quality flame retardant fiber optic cable with tight-buffered coating on each optical fiber
- To order standard 50/125µm performance (orange cable) patch cords, replace the 6 in the part number (F6D3-3M1) with a 5 (F5D3-3M1)




F6E10-10M*Y



F6F10-10M*Y



F6B10-NM*Y



F6D3-3M*Y



F6S3-3M*Y



F6B3-NM*Y



F6D2-2M*Y



F6S2-2M*Y



F6D6P-6PM*Y

Part Number	Part Description	Length (m) [^]	Std. Pkg. Qty.	Std. Ctn. Qty.
LC to LC – OM1 Multimode Duplex Patch Cords – 1.6mm Jacketed Cable				
F6E10-10M1Y	LC to LC multimode duplex patch cord, 1.6mm jacketed cable (one duplex LC connector on each end) – 62.5/125µm.	1	1	10
LC to LC – OM1 Multimode Simplex Patch Cords – 1.6mm Jacketed Cable				
F6F10-10M1Y	LC to LC multimode simplex patch cord, 1.6mm jacketed cable (one LC connector on each end) – 62.5/125µm.	1	1	10
LC to Pigtail – OM1 Multimode Simplex Pigtails – 900µm Buffered Fiber				
F6B10-NM1Y	LC to pigtail multimode simplex pigtail, 900µm buffered fiber (one LC connector on one end and open on the other end) – 62.5/125µm.	1	1	10
SC to SC – OM1 Multimode Duplex Patch Cords – 3mm Jacketed Cable				
F6D3-3M1Y	SC to SC multimode duplex patch cord, 3mm jacketed cable (one duplex SC connector on each end) – 62.5/125µm.	1	1	10
SC to SC – OM1 Multimode Simplex Patch Cords – 3mm Jacketed Cable				
F6S3-3M1Y	SC to SC multimode simplex patch cord, 3mm jacketed cable (one SC connector on each end) – 62.5/125µm.	1	1	10
SC to Pigtail – OM1 Multimode Simplex Pigtails – 900µm Buffered Fiber				
F6B3-NM1Y	SC to pigtail multimode simplex pigtail, 900µm buffered fiber (one SC connector on one end and open on the other end) – 62.5/125µm.	1	1	10
ST to ST – OM1 Multimode Duplex Patch Cords – 3mm Jacketed Cable				
F6D2-2M1Y	ST to ST multimode duplex patch cord, 3mm jacketed cable (two ST connectors on each end) – 62.5/125µm.	1	1	10
ST to ST – OM1 Multimode Simplex Patch Cords – 3mm Jacketed Cable				
F6S2-2M1Y	ST to ST multimode duplex patch cord, 3mm jacketed cable (two ST connectors on each end) – 62.5/125µm.	1	1	10
FJ® Plug to FJ® Plug – OM1 Multimode Duplex Patch Cords – 3mm Jacketed Cable				
F6D6P-6PM1Y	FJ® Plug to FJ® Plug multimode duplex patch cord, 3mm jacketed cable (one FJ® Plug on each end) – 62.5/125µm.	1	1	10
FJ® Jack Module to Pigtail – OM1 Multimode Duplex Pigtails – 3mm Jacketed Cable				
F6D6J-NM1Y	FJ® Jack Module to pigtail multimode duplex patch cord, 3mm jacketed cable (one FJ® Jack Module on one end and open on the other end) – 62.5/125µm.	1	1	10

‡To order standard OM2 50/125µm performance (orange cable) patch cords, replace the 6 in the part number (F6D3-3M1) with a 5 (F5D3-3M1).


[^]Additional lengths and availability: Patch cords are available in 1 – 10 meter lengths in 1 meter increments, and 15, 20, 25 and 30 meter lengths. Pigtails are available in 1, 2, and 3 meter lengths. To order lengths other than 1 meter, replace the 1 after the M (F6D3-3M1Y) with the desired length (F6D3-3M2Y for 2 meter length). The above lengths are stock items. For other lengths or male MT-RJs, contact Customer Service for actual lead times.



F6D6J-NM*Y


Table continues on page C.66

Opti-Core[®] Multimode 62.5/125µm (OM1) or 50/125µm (OM2) Fiber Optic Patch Cords and Pigtails‡ (continued)




F6B6J-NM*Y

Part Number	Part Description	Length (m) [^]	Std. Pkg. Qty.	Std. Ctn. Qty.
FJ[®] Jack Module to Pigtail – OM1 Multimode Duplex Pigtails – 900µm Buffered Fiber				
F6B6J-NM1Y	FJ [®] Jack Module to pigtail multimode duplex pigtail, 900µm buffered fiber (one FJ [®] Jack Module on one end and open on the other end) – 62.5/125µm.	1	1	10



F6Z12-12M

MT-RJ to MT-RJ – OM1 Multimode Duplex Patch Cords – 1.8mm Jacketed Cable				
F6Z12-12M1	Female MT-RJ to female MT-RJ multimode duplex patch cord, 1.8mm jacketed cable (one female MT-RJ connector on each end) – 62.5/125µm.	1	1	10




F6E3-10M*Y

SC to LC – OM1 Multimode Duplex Patch Cords – 1.6mm Jacketed Cable				
F6E3-10M1Y	SC to LC multimode duplex patch cord, 1.6mm jacketed cable (one duplex SC connector on one end and one duplex LC connector on the other end) – 62.5/125µm.	1	1	10




F6D2-3M*Y

ST to SC – OM1 Multimode Duplex Patch Cords – 3mm Jacketed Cable				
F6D2-3M1Y	ST to SC multimode duplex patch cord, 3mm jacketed cable (two ST connectors on one end and one duplex SC connector on the other end) – 62.5/125µm.	1	1	10



F6E6P-10M*Y

FJ[®] Plug to LC – OM1 Multimode Duplex Patch Cords – 1.6mm Jacketed Cable				
F6E6P-10M1Y	FJ [®] Plug to LC multimode duplex patch cord, 1.6mm jacketed cable (one FJ [®] Plug on one end and one duplex LC connector on the other end) – 62.5/125µm.	1	1	10



F6D6P-3M1Y

FJ[®] Plug to SC – OM1 Multimode Duplex Patch Cords – 3mm Jacketed Cable				
F6D6P-3M1Y	FJ [®] Plug to SC multimode duplex patch cord, 3mm jacketed cable (one FJ [®] Plug on one end and one duplex SC connector on the other end) – 62.5/125µm.	1	1	10



F6E6P-10M*Y

FJ[®] Plug to ST – OM1 Multimode Duplex Patch Cords – 3mm Jacketed Cable				
F6D6P-2M1Y	FJ [®] Plug to ST multimode duplex patch cord, 3mm jacketed cable (one FJ [®] Plug on one end and two ST connectors on the other end) – 62.5/125µm.	1	1	10




F6D6P-3M*Y

SC to MT-RJ – OM1 Multimode Duplex Patch Cords – 1.8mm Jacketed Cable				
F6Z3-12M1	SC to female MT-RJ multimode duplex patch cord, 1.8mm jacketed cable (one duplex SC connector on one end and one female MT-RJ connector on the other end) – 62.5/125µm.	1	1	10



F6D6P-2M*Y


ST to MT-RJ – OM1 Multimode Duplex Patch Cords – 1.8mm Jacketed Cable				
F6Z2-12M1	ST to female MT-RJ multimode duplex patch cord, 1.8mm jacketed cable (two ST connectors on one end and one female MT-RJ connector on the other end) – 62.5/125µm.	1	1	10



F6Z3-12M

FJ[®] Plug to MT-RJ – OM1 Multimode Duplex Patch Cords – 1.8mm Jacketed Cable				
F6Z6P-12M1	FJ [®] Plug to female MT-RJ multimode duplex patch cord, 1.8mm jacketed cable (one FJ [®] Plug on one end and one female MT-RJ connector on the other end) – 62.5/125µm.	1	1	10

‡To order standard OM2 50/125µm performance (orange cable) patch cords, replace the 6 in the part number (F6D3-3M1) with a 5 (F5D3-3M1).
[^]Additional lengths and availability: Patch cords are available in 1 – 10 meter lengths in 1 meter increments, and 15, 20, 25 and 30 meter lengths. Pigtails are available in 1, 2, and 3 meter lengths. To order lengths other than 1 meter, replace the 1 after the M (F6D3-3M1Y) with the desired length (F6D3-3M2Y for 2 meter length). The above lengths are stock items. For other lengths or male MT-RJs, contact Customer Service for actual lead times.



F6Z6P-12M

Cable Self-Laminating Labels for Opti-Core® Multimode 62.5/125µm (OM1) or 50/125µm (OM2) Fiber Optic Patch Cords and Pigtails



Suggested Label Solutions for TIA/EIA-606-A Compliance

Patch Cord Part Number	Laser/Ink Jet Desktop Printer Label	TDP43ME Thermal Transfer Desktop Printer Label	PanTher™ LS8E Hand-Held Printer Label	Cougar™ LS9 Hand-Held Printer Label
All F6S, F6E, F5S and F5E parts	S100X160YAJ and NWSLC-3Y‡	S100X150VATY and NWSLC-3Y‡	S100X160VAC and NWSLC-3Y‡	T100X000CBC-BK and NWSLC-3Y
All F6D, F6Z, F5D and F5Z parts	S100X220YAJ and NWSLC-7Y‡	S100X225VATY and NWSLC-7Y‡	S100X220VAC and NWSLC-7Y‡	T100X000CBC-BK and NWSLC-7Y

For complete labeling solutions and product information, reference charts on pages O.1 –O.18.
‡For complete information on fiber optic cable identification solutions, reference page C.92.

Opti-Core® Singlemode 9/125µm (OS1/OS2) Fiber Optic Patch Cords and Pigtails

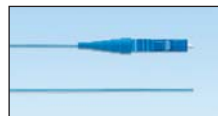
- Available in riser (OFNR) or plenum (OFNP) flame ratings; part numbers listed are for OFNR (F9E10-10M1Y)
- For OFNP, place a P after the X in the part number and drop the Y (F9PE10-10M1)
- Pass all TIA/EIA-568-B.3 performance requirements
- LC and SC connector housing and boot colors follow TIA/EIA-568-C.3 suggested color identification scheme
- 100% factory inspected end face geometry in compliance with Telcordia GR-326-CORE, Issue 3
- Typical insertion loss per connection: 0.25dB
- UPC polished (55dB minimum return loss)
- Factory terminated and 100% tested for insertion loss and return loss
- Insertion loss and return loss data recorded for every singlemode patch cord
- Lifetime traceability of test data to a Q.C. number on each patch cord
- Highest quality flame retardant fiber optic cable with tight-buffered coating on each optical fiber



F9E10-10M*Y



F9F10-10M*Y



F9B10-NM*Y



F9D3-3M*Y



F9S3-3M*Y



F9B3-NM*Y



F9D2-2M*Y



F9S2-2M*Y



F9B2-NM*Y

Part Number	Part Description	Length (m)^	Std. Pkg. Qty.	Std. Ctn. Qty.
-------------	------------------	-------------	----------------	----------------

LC to LC – OS1/OS2 Singlemode Duplex Patch Cords – 1.6mm Jacketed Cable

F9E10-10M1Y	LC to LC singlemode duplex patch cord, 1.6mm jacketed cable (one duplex LC connector on each end) – 9/125µm.	1	1	10
-------------	--	---	---	----

LC to LC – OS1/OS2 Singlemode Simplex Patch Cords – 1.6mm Jacketed Cable

F9F10-10M1Y	LC to LC singlemode simplex patch cord, 1.6mm jacketed cable (one LC connector on each end) – 9/125µm.	1	1	10
-------------	--	---	---	----

LC to Pigtail – OS1/OS2 Singlemode Simplex Pigtails – 900µm Buffered Fiber

F9B10-NM1Y	LC to pigtail singlemode simplex pigtail, 900µm buffered fiber (one LC connector on one end and open on the other end) – 9/125µm.	1	1	10
------------	---	---	---	----

SC to SC – OS1/OS2 Singlemode Duplex Patch Cords – 3mm Jacketed Cable

F9D3-3M1Y	SC to SC singlemode duplex patch cord, 3mm jacketed cable (two SC connectors on each end) – 9/125µm.	1	1	10
-----------	--	---	---	----

SC to SC – OS1/OS2 Singlemode Simplex Patch Cords – 3mm Jacketed Cable

F9S3-3M1Y	SC to SC singlemode simplex patch cord, 3mm jacketed cable (one SC connector on each end) – 9/125µm.	1	1	10
-----------	--	---	---	----

SC to Pigtail – OS1/OS2 Singlemode Simplex Pigtails – 900µm Buffered Fiber

F9B3-NM1Y	SC to pigtail singlemode simplex pigtail, 900µm buffered fiber (one SC connector on one end and open on the other end) – 9/125µm.	1	1	10
-----------	---	---	---	----

ST to ST – OS1/OS2 Singlemode Duplex Patch Cords – 3mm Jacketed Cable

F9D2-2M1Y	ST to ST singlemode duplex patch cord, 3mm jacketed cable (two ST connectors on each end) – 9/125µm.	1	1	10
-----------	--	---	---	----

ST to ST – OS1/OS2 Singlemode Simplex Patch Cords – 3mm Jacketed Cable

F9S2-2M1Y	ST to ST singlemode simplex patch cord, 3mm jacketed cable (one ST connector on each end) – 9/125µm.	1	1	10
-----------	--	---	---	----

ST to Pigtail – OS1/OS2 Singlemode Simplex Pigtails – 900µm Buffered Fiber

F9B2-NM1Y	ST to pigtail singlemode simplex pigtail, 900µm buffered fiber (one ST connector on one end and open on the other end) – 9/125µm.	1	1	10
-----------	---	---	---	----

FJ® Plug to FJ® Plug – OS1/OS2 Singlemode Duplex Patch Cords – 3mm Jacketed Cable

F9D6P-6PM1Y	FJ® Plug to FJ® Plug singlemode duplex patch cord, 3mm jacketed cable (one FJ® Plug on each end) – 9/125µm.	1	1	10
-------------	---	---	---	----


FJ® Jack Module to Pigtail – OS1/OS2 Singlemode Duplex Pigtails – 3mm Jacketed Cable

F9D6J-NM1Y	FJ® Jack Module to pigtail singlemode duplex pigtail, 3mm jacketed cable (one FJ® Jack Module on one end and open on the other end) – 9/125µm.	1	1	10
------------	--	---	---	----

^Additional lengths and availability: Patch cords are available in 1 – 10 meter lengths in 1 meter increments, and 15, 20, 25 and 30 meter lengths. Pigtails are available in 1, 2, and 3 meter lengths. To order lengths other than 1 meter, replace the 1 after the M (F9D3-3M1Y) with the desired length (F9D3-3M2Y for 2 meter length). The above lengths are stock items. For other lengths, contact Customer Service for actual lead time.




F9D6P-6PM*Y



F9D6J-NM*Y


Opti-Core® Singlemode 9/125µm (OS1/OS2) Fiber Optic Patch Cords and Pigtails (continued)




F9B6J-NM*Y




F9E3-10M*Y



F9F3-10M*Y



F9D2-3M*Y



F9S2-3M*Y

Part Number	Part Description	Length (m)^	Std. Pkg. Qty.	Std. Ctn. Qty.
FJ® Jack Module to Pigtail – OS1/OS2 Singlemode Duplex Pigtails – 900µm Buffered Fiber				
F9B6J-NM1Y	FJ® Jack Module to pigtail singlemode duplex pigtail, 900µm buffered fiber (one FJ® Jack Module on one end and open on the other end) – 9/125µm.	1	1	10
SC to LC – OS1/OS2 Singlemode Duplex Patch Cords – 1.6mm Jacketed Cable				
F9E3-10M1Y	SC to LC singlemode duplex patch cord, 1.6mm jacketed cable (two SC connectors on one end and one duplex LC connector on the other end) – 9/125µm.	1	1	10
SC to LC – OS1/OS2 Singlemode Simplex Patch Cords – 1.6mm Jacketed Cable				
F9F3-10M1Y	SC to LC singlemode simplex patch cord, 1.6mm jacketed cable (one SC connector on one end and one LC connector on the other end) – 9/125µm.	1	1	10
ST to SC – OS1/OS2 Singlemode Duplex Patch Cords – 3mm Jacketed Cable				
F9D2-3M1Y	ST to SC singlemode duplex patch cord, 3mm jacketed cable (two ST connectors on one end and two SC connectors on the other end) – 9/125µm.	1	1	10
ST to SC – OS1/OS2 Singlemode Simplex Patch Cord – 3mm Jacketed Cable				
F9S2-3M1Y	ST to SC singlemode simplex patch cord, 3mm jacketed cable (one ST connector on one end and one SC connector on the other end) – 9/125µm.	1	1	10
FJ® Plug to LC – OS1/OS2 Singlemode Duplex Patch Cords – 1.6mm Jacketed Cable				
F9E6P-10M1Y	FJ® Plug to LC singlemode duplex patch cord, 1.6mm jacketed cable (one FJ® Plug on one end and one duplex LC connector on the other end) – 9/125µm.	1	1	10
FJ® Plug to SC – OS1/OS2 Singlemode Duplex Patch Cords – 3mm Jacketed Cable				
F9D6P-3M1Y	FJ® Plug to SC singlemode duplex patch cord, 3mm jacketed cable (one FJ® Plug on one end and two SC connectors on the other end) – 9/125µm.	1	1	10

^Additional lengths and availability: Patch cords are available in 1 – 10 meter lengths in 1 meter increments, and 15, 20, 25 and 30 meter lengths. Pigtails are available in 1, 2, and 3 meter lengths. To order lengths other than 1 meter, replace the 1 after the M (F9D3-3M1Y) with the desired length (F9D3-3M2Y for 2 meter length). The above lengths are stock items. For other lengths, contact Customer Service for actual lead time.

Cable Self-Laminating Labels for Opti-Core® Singlemode 9/125µm (OS1/OS2) Fiber Optic Patch Cords and Pigtails



Suggested Label Solutions for TIA/EIA-606-A Compliance				
Patch Cord Part Number	Laser/Ink Jet Desktop Printer Label	TDP43ME Thermal Transfer Desktop Printer Label	PanTher™ LS8E Hand-Held Printer Label	Cougar™ LS9 Hand-Held Printer Label
All F9F parts	S100X160YAJ and NWSLC-2Y‡	S100X150VATY and NWSLC-2Y‡	S100X160VAC and NWSLC-2Y‡	T100X000CBC-BK and NWSLC-2Y
All F9S and F9E parts	S100X160YAJ and NWSLC-3Y‡	S100X150VATY and NWSLC-3Y‡	S100X160VAC and NWSLC-3Y‡	T100X000CBC-BK and NWSLC-3Y
All F9D parts	S100X220YAJ and NWSLC-7Y‡	S100X225VATY and NWSLC-7Y‡	S100X220VAC and NWSLC-7Y‡	T100X000CBC-BK and NWSLC-7Y

For complete labeling solutions and product information, reference charts on pages O.1 – O.18


‡For complete information on fiber optic cable identification solutions, reference page C.92.



Opti-Core® LC Patch Cords with mSFP Duplex Clip

- 5.25mm center line LC duplex clip enables mating to the mSFP form factor transceiver
- It extends the reach of Panduit's LC connector line to a new, high-density application
- Rear pivot LC latch prevents connector bundles from “fish hooking” other connectors
- Decreases amount of deflection required to mate and unmate

- Ease of installation
- Extends life of the LC connector latch and the longevity of the connector
- New strain relief boot with reduced outside diameter enables mating to the mSFP form factor transceiver
- This product is used exclusively on Brocade* FC8-64 for the DCX switch frame



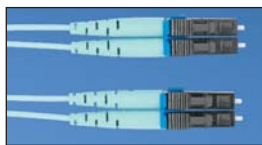
FZNLCMLE2RM00*



FZNMLMLE2RM00*



FXNLCMLE2RM00*



FXNMLMLE2RM00*

Part Number	Part Description	Length (m)	Std. Pkg. Qty.	Std. Ctn. Qty.
mSFP to LC – OM4 Multimode Patch Cords– Riser Rated (OFNR)				
FZNLCMLE2RM001	mSFP to LC, OM4, duplex, riser rated, 1.6mm jacketed cable patch cord enables mating to the mSFP form factor transceiver.	1	1	10
FZNLCMLE2RM002	mSFP to LC, OM4, duplex, riser rated, 1.6mm jacketed cable patch cord enables mating to the mSFP form factor transceiver.	2	1	10
FZNLCMLE2RM003	mSFP to LC, OM4, duplex, riser rated, 1.6mm jacketed cable patch cord enables mating to the mSFP form factor transceiver.	3	1	10
FZNLCMLE2RM005	mSFP to LC, OM4, duplex, riser rated, 1.6mm jacketed cable patch cord enables mating to the mSFP form factor transceiver.	5	1	10
FZNLCMLE2RM010	mSFP to LC, OM4, duplex, riser rated, 1.6mm jacketed cable patch cord enables mating to the mSFP form factor transceiver.	10	1	10
mSFP to mSFP – OM4 Multimode Patch Cords– Riser Rated (OFNR)				
FZNMLMLE2RM001	mSFP to mSFP, OM4, duplex, riser rated, 1.6mm jacketed cable patch cord enables mating to the mSFP form factor transceiver.	1	1	10
FZNMLMLE2RM002	mSFP to mSFP, OM4, duplex, riser rated, 1.6mm jacketed cable patch cord enables mating to the mSFP form factor transceiver.	2	1	10
mSFP to LC– OM3 Multimode Patch Cords– Riser Rated (OFNR)				
FXNLCMLE2RM001	mSFP to LC, OM3, duplex, riser rated, 1.6mm jacketed cable patch cord enables mating to the mSFP form factor transceiver.	1	1	10
FXNLCMLE2RM002	mSFP to LC, OM3, duplex, riser rated, 1.6mm jacketed cable patch cord enables mating to the mSFP form factor transceiver.	2	1	10
FXNLCMLE2RM003	mSFP to LC, OM3, duplex, riser rated, 1.6mm jacketed cable patch cord enables mating to the mSFP form factor transceiver.	3	1	10
FXNLCMLE2RM005	mSFP to LC, OM3, duplex, riser rated, 1.6mm jacketed cable patch cord enables mating to the mSFP form factor transceiver.	5	1	10
FXNLCMLE2RM010	mSFP to LC, OM3, duplex, riser rated, 1.6mm jacketed cable patch cord enables mating to the mSFP form factor transceiver.	10	1	10
mSFP to mSFP – OM3 Multimode Patch Cords– Riser Rated (OFNR)				
FXNMLMLE2RM001	mSFP to mSFP, OM3, duplex, riser rated, 1.6mm jacketed cable patch cord enables mating to the mSFP form factor transceiver.	1	1	10
FXNMLMLE2RM002	mSFP to mSFP, OM3, duplex, riser rated, 1.6mm jacketed cable patch cord enables mating to the mSFP form factor transceiver.	2	1	10


* Brocade is a trademark of Brocade Communications Systems, Inc.

* Opti-Core® LC Patch Cords with mSFP Duplex Clip are available in lengths of 1, 2, 3, 5, and 10 meters for LC to mSFP and 1 and 2 meters for mSFP to mSFP.




Opti-Core® APC 9/125µm (OS1/OS2) Fiber Optic Patch Cords and Pigtails

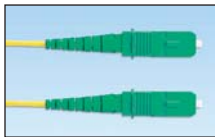
- Pass all TIA/EIA-568-B.3 performance requirements
- SC connector housing and boot colors follow TIA/EIA-568-C.3 suggested color identification scheme
- 100% factory inspected end face geometry in compliance with Telcordia GR-326-CORE, Issue 3
- Typical insertion loss per connection: 0.15dB
- APC polished (65dB minimum return loss)
- Factory terminated and 100% tested for insertion loss and return loss
- Insertion loss and return loss data recorded for every APC patch cord
- Lifetime traceability of test data to a Q.C. number on each patch cord
- Highest quality flame retardant fiber optic cable with tight-buffered coating on each optical fiber




F9S3A-3AM




F9S3A-NM



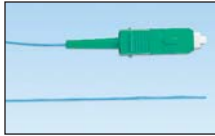
F9F3A-3AM



F9F3A-NM



F9B3A-3AM




F9B3A-NM

Part Number	Part Description	Length (m)^	Std. Pkg. Qty.	Std. Ctn. Qty.
SC APC to SC APC – APC OS1/OS2 Simplex Patch Cords – 3mm Jacketed Cable				
F9S3A-3AM1	SC APC to SC APC singlemode simplex patch cord, 3mm jacketed cable (one SC APC connector on each end) – 9/125µm.	1	1	10
SC APC to Pigtail – APC OS1/OS2 Simplex Pigtails – 3mm Jacketed Cable				
F9S3A-NM1	SC APC to pigtail singlemode simplex pigtail, 3mm jacketed cable (one SC APC connector on one end and open on the other end) – 9/125µm.	1	1	10
SC APC to SC APC – APC OS1/OS2 Simplex Patch Cords – 1.6mm Jacketed Cable				
F9F3A-3AM1	SC APC to SC APC singlemode simplex patch cord, 1.6mm jacketed cable (one SC APC connector on each end) – 9/125µm.	1	1	10
SC APC to Pigtail – APC OS1/OS2 Simplex Pigtails – 1.6mm Jacketed Cable				
F9F3A-NM1	SC APC to pigtail singlemode simplex pigtail, 1.6mm jacketed cable (one SC APC connector on one end and open on the other end) – 9/125µm.	1	1	10
SC APC to SC APC – APC OS1/OS2 Simplex Patch Cords – 900µm Buffered Fiber				
F9B3A-3AM1	SC APC to SC APC singlemode simplex patch cord, 900µm buffered fiber (one SC APC connector on each end) – 9/125µm.	1	1	10
SC APC to Pigtail – APC OS1/OS2 Simplex Pigtails – 900µm Buffered Fiber				
F9B3A-NM1	SC APC to pigtail singlemode simplex pigtail, 900µm buffered fiber (one SC APC connector on one end and open on the other end) – 9/125µm.	1	1	10

^Additional lengths and availability: Patch cords are available in 1, 2, 3, 5 and 10 meter lengths. To order lengths other than 1 meter, replace the 1 at the end of the part number (F9S3A-3AM1) with the desired length (F9S3A-3AM2 for 2 meter length). The above lengths are stock items. For other lengths, contact Customer Service for actual lead times.

Cable Self-Laminating Labels for Opti-Core® APC 9/125µm (OS1/OS2) Fiber Optic Patch Cords and Pigtails



Patch Cord Part Number	Suggested Label Solutions for TIA/EIA-606-A Compliance			
	Laser/Ink Jet Desktop Printer Label	TDP43ME Thermal Transfer Desktop Printer Label	PanTher™ LS8E Hand-Held Printer Label	Cougar™ LS9 Hand-Held Printer Label
All F9F parts	S100X160YAJ and NWSLC-2Y‡	S100X150VATY and NWSLC-2Y‡	S100X160VAC and NWSLC-2Y‡	T100X000CBC-BK and NWSLC-2Y
All F9S parts	S100X160YAJ and NWSLC-3Y‡	S100X150VATY and NWSLC-3Y‡	S100X160VAC and NWSLC-3Y‡	T100X000CBC-BK and NWSLC-3Y

For complete labeling solutions and product information, reference charts on pages O.1 – O.18.

‡For complete information on fiber optic cable identification solutions, reference page C.92.



Keyed Opti-Core[®] 10Gig[™] 50/125µm (OM3) Fiber Optic Patch Cords and Pigtails

- Patch cords are tested to support network transmission speeds up to 10 Gb/s for link lengths up to 300 meters with an 850nm source per IEEE 802.3ae 10 GbE standard
- Pass all TIA/EIA-568-B.3 performance requirements
- Insertion loss per connection: 0.10dB typical; 0.30dB maximum
- Include color-specific keys with positive and negative keying features to visually and mechanically distinguish connections to prevent unauthorized mating with unlike keyed or non-keyed adapters
- Part of a complete keyed LC system that includes Opti-Core[®] Patch Cords and Pigtails, OptiCam[®] Pre-Polished Cam Connectors, Opticom[®] Fiber Adapter Panels (FAPs) and Mini-Com[®] Adapter Modules
- Backward compatible for use with all 50/125µm system requirements
- Factory terminated and 100% tested for insertion loss
- Insertion loss data recorded for every multimode patch cord
- Lifetime traceability of test data to a Q.C. number on each patch cord
- Highest quality flame retardant fiber optic cable with tight-buffered coating on each optical fiber

Part Number	Part Description	Length (m) [^]	Std. Pkg. Qty.	Std. Ctn. Qty.
-------------	------------------	-------------------------	----------------	----------------

Keyed LC to Keyed LC – 10Gig[™] OM3 Multimode Duplex Patch Cords – 1.6mm Jacketed Cable

FXE10A-10AM1	LC (keyed A – black) to LC (keyed A – black) multimode duplex patch cord, 1.6mm jacketed cable (one duplex keyed LC connector on each end) – 10Gig [™] 50/125µm.	1	1	10
FXE10B-10BM1	LC (keyed B – red) to LC (keyed B – red) multimode duplex patch cord, 1.6mm jacketed cable (one duplex keyed LC connector on each end) – 10Gig [™] 50/125µm.	1	1	10
FXE10C-10CM1	LC (keyed C – green) to LC (keyed C – green) multimode duplex patch cord, 1.6mm jacketed cable (one duplex keyed LC connector on each end) – 10Gig [™] 50/125µm.	1	1	10
FXE10D-10DM1	LC (keyed D – yellow) to LC (keyed D – yellow) multimode duplex patch cord, 1.6mm jacketed cable (one duplex keyed D – yellow LC connector on each end) – 10Gig [™] 50/125µm.	1	1	10
FXE10E-10EM1	LC (keyed E – orange) to LC (keyed E – orange) multimode duplex patch cord, 1.6mm jacketed cable (one duplex keyed LC connector on each end) – 10Gig [™] 50/125µm.	1	1	10
FXE10F-10FM1	LC (keyed F – dark blue) to LC (keyed F – dark blue) multimode duplex patch cord, 1.6mm jacketed cable (one duplex keyed LC connector on each end) – 10Gig [™] 50/125µm.	1	1	10

**FXE10B-10BM**

Keyed LC to Pigtail – 10Gig[™] OM3 Multimode Simplex Pigtail – 900µm Buffered Fiber


FXB10A-NM1	LC (keyed A – black) to pigtail multimode simplex pigtail, 900µm buffered fiber (one keyed LC connector on one end and open on the other end) – 10Gig [™] 50/125µm.	1	1	10
FXB10B-NM1	LC (keyed B – red) to pigtail multimode simplex pigtail, 900µm buffered fiber (one keyed LC connector on one end and open on the other end) – 10Gig [™] 50/125µm.	1	1	10
FXB10C-NM1	LC (keyed C – green) to pigtail multimode simplex pigtail, 900µm buffered fiber (one keyed LC connector on one end and open on the other end) – 10Gig [™] 50/125µm.	1	1	10
FXB10D-NM1	LC (keyed D – yellow) to pigtail multimode simplex pigtail, 900µm buffered fiber (one keyed LC connector on one end and open on the other end) – 10Gig [™] 50/125µm.	1	1	10
FXB10E-NM1	LC (keyed E – orange) to pigtail multimode simplex pigtail, 900µm buffered fiber (one keyed LC connector on one end and open on the other end) – 10Gig [™] 50/125µm.	1	1	10
FXB10F-NM1	LC (keyed F – dark blue) to pigtail multimode simplex pigtail, 900µm buffered fiber (one keyed LC connector on one end and open on the other end) – 10Gig [™] 50/125µm.	1	1	10

**FXB10C-NM**

[^]Additional lengths and availability: Keyed LC patch cords and pigtails are available in 1m – 10m lengths in 1m increments, and 15m, 20m, and 30m lengths. Keyed FJ[®] Plug Patch Cords and Pigtails are available in 1m, 2m, 3m, 5m and 10m lengths. To order lengths other than 1m, replace the 1 after the M (FXE10A-10AM1) with the desired length (FXE10A-10AM2 for 2 meter length). The above lengths are stock items. For other lengths, contact Customer Service for actual lead times.

The Keyed LC Fiber Optic System is now offering 18 colors to ensure network physical layer security with color-specific keyed connectivity. For complete keyed solutions, please reference www.panduit.com.

Keyed Opti-Core® 10Gig™ 50/125µm (OM3) Fiber Optic Patch Cords and Pigtails (continued)



FXPE10D-NM



FXE10E-10M

Part Number	Part Description	Length (m)^	Std. Pkg. Qty.	Std. Ctn. Qty.
Keyed LC to Pigtail – 10Gig™ OM3 Multimode Duplex Plenum Pigtail – 1.6mm Jacketed Cable				
FXPE10A-NM1	LC (keyed A – black) to pigtail multimode duplex plenum pigtail, 1.6mm jacketed cable (one duplex keyed LC connector on one end and open on the other end) – 10Gig™ 50/125µm.	1	1	10
FXPE10B-NM1	LC (keyed B – red) to pigtail multimode duplex plenum pigtail, 1.6mm jacketed cable (one duplex keyed LC connector on one end and open on the other end) – 10Gig™ 50/125µm.	1	1	10
FXPE10C-NM1	LC (keyed C – green) to pigtail multimode duplex plenum pigtail, 1.6mm jacketed cable (one duplex keyed LC connector on one end and open on the other end) – 10Gig™ 50/125µm.	1	1	10
FXPE10D-NM1	LC (keyed D – yellow) to pigtail multimode duplex plenum pigtail, 1.6mm jacketed cable (one duplex keyed LC connector on one end and open on the other end) – 10Gig™ 50/125µm.	1	1	10
FXPE10E-NM1	LC (keyed E – orange) to pigtail multimode duplex plenum pigtail, 1.6mm jacketed cable (one duplex keyed LC connector on one end and open on the other end) – 10Gig™ 50/125µm.	1	1	10
FXPE10F-NM1	LC (keyed F – dark blue) to pigtail multimode duplex plenum pigtail, 1.6mm jacketed cable (one duplex keyed LC connector on one end and open on the other end) – 10Gig™ 50/125µm.	1	1	10

Keyed LC to LC – 10Gig™ OM3 Multimode Duplex Patch Cords – 1.6mm Jacketed Cable				
FXE10A-10M1	LC (keyed A – black) to LC multimode duplex patch cord, 1.6mm jacketed cable (one duplex keyed LC connector on one end and one duplex LC connector on the other end) – 10Gig™ 50/125µm.	1	1	10
FXE10B-10M1	LC (keyed B – red) to LC multimode duplex patch cord, 1.6mm jacketed cable (one duplex keyed LC connector on one end and one duplex LC connector on the other end) – 10Gig™ 50/125µm.	1	1	10
FXE10C-10M1	LC (keyed C – green) to LC multimode duplex patch cord, 10 GbE, 1.6mm jacketed cable (one duplex keyed LC connector on one end and one duplex LC connector on the other end) – 10Gig™ 50/125µm.	1	1	10
FXE10D-10M1	LC (keyed D – yellow) to LC multimode duplex patch cord, 1.6mm jacketed cable (one duplex keyed LC connector on one end and one duplex LC connector on the other end) – 10Gig™ 50/125µm.	1	1	10
FXE10E-10M1	LC (keyed E – orange) to LC multimode duplex patch cord, 1.6mm jacketed cable (one duplex keyed LC connector on one end and one duplex LC connector on the other end) – 10Gig™ 50/125µm.	1	1	10
FXE10F-10M1	LC (keyed F – dark blue) to LC multimode duplex patch cord, 1.6mm jacketed cable (one duplex keyed LC connector on one end and one duplex LC connector on the other end) – 10Gig™ 50/125µm.	1	1	10

^Additional lengths and availability: Keyed LC patch cords and pigtails are available in 1m – 10m lengths in 1m increments, and 15m, 20m, and 30m lengths. Keyed FJ® Plug Patch Cords and Pigtails are available in 1m, 2m, 3m, 5m and 10m lengths. To order lengths other than 1m, replace the 1 after the M (FXE10A-10AM1) with the desired length (FXE10A-10AM2 for 2 meter length). The above lengths are stock items. For other lengths, contact Customer Service for actual lead times.

The Keyed LC Fiber Optic System is now offering 18 colors to ensure network physical layer security with color-specific keyed connectivity. For complete keyed solutions, please reference www.panduit.com.


Table continues on page C.74

Keyed Opti-Core® 10Gig™ 50/125µm (OM3) Fiber Optic Patch Cords and Pigtails (continued)

Part Number	Part Description	Length (m) [^]	Std. Pkg. Qty.	Std. Ctn. Qty.
SC to Keyed LC – 10Gig™ OM3 Multimode Duplex Patch Cords – 1.6mm Jacketed Cable				
FXE3-10AM1	SC to LC (keyed A – black) multimode duplex patch cord, 1.6mm jacketed cable (one duplex SC connector on one end and one duplex keyed LC connector on the other end) – 10Gig™ 50/125µm.	1	1	10
FXE3-10BM1	SC to LC (keyed B – red) multimode duplex patch cord, 1.6mm jacketed cable (one duplex SC connector on one end and one duplex keyed LC connector on the other end) – 10Gig™ 50/125µm.	1	1	10
FXE3-10CM1	SC to LC (keyed C – green) multimode duplex patch cord, 1.6mm jacketed cable (one duplex SC connector on one end and one duplex keyed LC connector on the other end) – 10Gig™ 50/125µm.	1	1	10
FXE3-10DM1	SC to LC (keyed D – yellow) multimode duplex patch cord, 1.6mm jacketed cable (one duplex SC connector on one end and one duplex keyed LC connector on the other end) – 10Gig™ 50/125µm.	1	1	10
FXE3-10EM1	SC to LC (keyed E – orange) multimode duplex patch cord, 1.6mm jacketed cable (one duplex SC connector on one end and one duplex keyed LC connector on the other end) – 10Gig™ 50/125µm.	1	1	10
FXE3-10FM1	SC to LC (keyed F – dark blue) multimode duplex patch cord, 1.6mm jacketed cable (one duplex SC connector on one end and one duplex keyed LC connector on the other end) – 10Gig™ 50/125µm.	1	1	10



FXE3-10FM



FXD6PW-3M*Y



FXD6PX-3M*Y



FXD6PY-3M*Y



FXD6PZ-3M*Y


Keyed FJ® Plug to SC – 10Gig™ OM3 Multimode Duplex Patch Cords – 3mm Jacketed Cable

FXD6PW-3M1Y	FJ® Plug (keyed W – black) to SC multimode duplex patch cord, 3mm jacketed cable (one keyed FJ® Plug on one end and one duplex SC connector on the other end) – 10Gig™ 50/125µm.	1	1	10
FXD6PX-3M1Y	FJ® Plug (keyed X – red) to SC multimode duplex patch cord, 3mm jacketed cable (one keyed FJ® Plug on one end and one duplex SC connector on the other end) – 10Gig™ 50/125µm.	1	1	10
FXD6PY-3M1Y	FJ® Plug (keyed Y – orange) to SC multimode duplex patch cord, 3mm jacketed cable (one keyed FJ® Plug on one end and one duplex SC connector on the other end) – 10Gig™ 50/125µm.	1	1	10
FXD6PZ-3M1Y	FJ® Plug (keyed Z – yellow) to SC multimode duplex patch cord, 3mm jacketed cable (one keyed FJ® Plug on one end and one duplex SC connector on the other end) – 10Gig™ 50/125µm.	1	1	10

[^]Additional lengths and availability: Keyed LC patch cords and pigtails are available in 1m – 10m lengths in 1m increments, and 15m, 20m, and 30m lengths. Keyed FJ® Plug Patch Cords and Pigtails are available in 1m, 2m, 3m, 5m and 10m lengths. To order lengths other than 1m, replace the 1 after the M (FXE10A-10AM1) with the desired length (FXE10A-10AM2 for 2 meter length). The above lengths are stock items. For other lengths, contact Customer Service for actual lead times.

The Keyed LC Fiber Optic System is now offering 18 colors to ensure network physical layer security with color-specific keyed connectivity. For complete keyed solutions, please reference www.panduit.com.

Cable Self-Laminating Labels for Keyed Opti-Core® 10Gig™ 50/125µm (OM3) Fiber Optic Patch Cords and Pigtails



Suggested Label Solutions for TIA/EIA-606-A Compliance

Patch Cord Part Number	Laser/Ink Jet Desktop Printer Label	TDP43ME Thermal Transfer Desktop Printer Label	PanTher™ LS8E Hand-Held Printer Label	Cougar™ LS9 Hand-Held Printer Label
All FXE parts	S100X160YAJ and NWSLC-3Y‡	S100X150VATY and NWSLC-3Y‡	S100X160VAC and NWSLC-3Y‡	T100X000CBC-BK and NWSLC-3Y
All FXD parts	S100X220YAJ and NWSLC-7Y‡	S100X225VATY and NWSLC-7Y‡	S100X220VAC and NWSLC-7Y‡	T100X000CBC-BK and NWSLC-7Y


For complete labeling solutions and product information, reference charts on pages O.1 – O.18.

‡For complete information on fiber optic cable identification solutions, reference page C.92.



Keyed Opti-Core® Multimode 62.5/125µm (OM1) or 50/125µm (OM2) Fiber Optic Patch Cords and Pigtails‡

- Pass all TIA/EIA-568-B.3 performance requirements
- Insertion loss per connection: 0.10dB typical; 0.30dB maximum
- Include color-specific keys with positive and negative keying features to visually and mechanically distinguish connections to prevent unauthorized mating with unlike keyed or non-keyed adapters
- Part of a complete keyed LC system that includes Opti-Core® Patch Cords and Pigtails, OptiCam® Pre-Polished Cam Connectors, Opticom® Fiber Adapter Panels (FAPs) and Mini-Com® Adapter Modules
- Factory terminated and 100% tested for insertion loss
- Insertion loss data recorded for every multimode patch cord
- Lifetime traceability of test data to a Q.C. number on each patch cord
- Highest quality flame retardant fiber optic cable with tight-buffered coating on each optical fiber



F6E10B-10BM

Part Number	Part Description	Length (m)^	Std. Pkg. Qty.	Std. Ctn. Qty.
Keyed LC to Keyed LC – OM1 Multimode Duplex Patch Cords – 1.6mm Jacketed Cable				
F6E10A-10AM1	LC (keyed A – black) to LC (keyed A – black) multimode duplex patch cord, 1.6mm jacketed cable (one duplex keyed LC connector on each end) – 62.5/125µm.	1	1	10
F6E10B-10BM1	LC (keyed B – red) to LC (keyed B – red) multimode duplex patch cord, 1.6mm jacketed cable (one duplex keyed LC connector on each end) – 62.5/125µm.	1	1	10
F6E10C-10CM1	LC (keyed C – green) to LC (keyed C – green) multimode duplex patch cord, 1.6mm jacketed cable (one duplex keyed LC connector on each end) – 62.5/125µm.	1	1	10
F6E10D-10DM1	LC (keyed D – yellow) to LC (keyed D – yellow) multimode duplex patch cord, 1.6mm jacketed cable (one duplex keyed LC connector on each end) – 62.5/125µm.	1	1	10
F6E10E-10EM1	LC (keyed E – orange) to LC (keyed E – orange) multimode duplex patch cord, 1.6mm jacketed cable (one duplex keyed LC connector on each end) – 62.5/125µm.	1	1	10
F6E10F-10FM1	LC (keyed F – dark blue) to LC (keyed F – dark blue) multimode duplex patch cord, 1.6mm jacketed cable (one duplex keyed LC connector on each end) – 62.5/125µm.	1	1	10



F6B10C-NM


Part Number	Part Description	Length (m)^	Std. Pkg. Qty.	Std. Ctn. Qty.
Keyed LC to Pigtail – OM1 Multimode Simplex Pigtail – 900µm Buffered Fiber				
F6B10A-NM1	LC (keyed A – black) to pigtail multimode simplex pigtail, 900µm buffered fiber (one keyed LC connector on one end and open on the other end) – 62.5/125µm.	1	1	10
F6B10B-NM1	LC (keyed B – red) to pigtail multimode simplex pigtail, 900µm buffered fiber (one keyed LC connector on one end and open on the other end) – 62.5/125µm.	1	1	10
F6B10C-NM1	LC (keyed C – green) to pigtail multimode simplex pigtail, 900µm buffered fiber (one keyed LC connector on one end and open on the other end) – 62.5/125µm.	1	1	10
F6B10D-NM1	LC (keyed D – yellow) to pigtail multimode simplex pigtail, 900µm buffered fiber (one keyed LC connector on one end and open on the other end) – 62.5/125µm.	1	1	10
F6B10E-NM1	LC (keyed E – orange) to pigtail multimode simplex pigtail, 900µm buffered fiber (one keyed LC connector on one end and open on the other end) – 62.5/125µm.	1	1	10
F6B10F-NM1	LC (keyed F – dark blue) to pigtail multimode simplex pigtail, 900µm buffered fiber (one keyed LC connector on one end and open on the other end) – 62.5/125µm.	1	1	10

‡To order standard OM2 50/125µm performance (orange cable) patch cords, replace the 6 in the part number (F6E10A-10AM1) with a 5 (F5E10A-10AM1).

^Additional lengths and availability: Keyed LC patch cords and pigtails are available in 1m – 10m lengths in 1m increments, and 15m, 20m, and 30m lengths. Keyed FJ® Plug Patch Cords and Pigtails are available in 1m, 2m, 3m, 5m and 10m lengths. To order lengths other than 1m, replace the 1 after the M (F6E10A-10AM1) with the desired length (F6E10A-10AM2 for 2 meter length). The above lengths are stock items. For other lengths, contact Customer Service for actual lead times.

The Keyed LC Fiber Optic System is now offering 18 colors to ensure network physical layer security with color-specific keyed connectivity. For complete keyed solutions, please reference www.panduit.com.



Keyed Opti-Core[®] Multimode 62.5/125 μ m (OM1) or 50/125 μ m (OM2) Fiber Optic Patch Cords and Pigtails[‡] (continued)**F6PE10D-NM****F6E10E-10M**

Part Number	Part Description	Length (m) [^]	Std. Pkg. Qty.	Std. Ctn. Qty.
Keyed LC to Pigtail – OM1 Multimode Duplex Plenum Pigtail – 1.6mm Jacketed Cable				
F6PE10A-NM1	LC (keyed A – black) to pigtail multimode duplex plenum pigtail, 1.6mm jacketed cable (one duplex keyed LC connector on one end and open on the other end) – 62.5/125 μ m.	1	1	10
F6PE10B-NM1	LC (keyed B – red) to pigtail multimode duplex plenum pigtail, 1.6mm jacketed cable (one duplex keyed LC connector on one end and open on the other end) – 62.5/125 μ m.	1	1	10
F6PE10C-NM1	LC (keyed C – green) to pigtail multimode duplex plenum pigtail, 1.6mm jacketed cable (one duplex keyed LC connector on one end and open on the other end) – 62.5/125 μ m.	1	1	10
F6PE10D-NM1	LC (keyed D – yellow) to pigtail multimode duplex plenum pigtail, 1.6mm jacketed cable (one duplex keyed LC connector on one end and open on the other end) – 62.5/125 μ m.	1	1	10
F6PE10E-NM1	LC (keyed E – orange) to pigtail multimode duplex plenum pigtail, 1.6mm jacketed cable (one duplex keyed LC connector on one end and open on the other end) – 62.5/125 μ m.	1	1	10
F6PE10F-NM1	LC (keyed F – dark blue) to pigtail multimode duplex plenum pigtail, 1.6mm jacketed cable (one duplex keyed LC connector on one end and open on the other end) – 62.5/125 μ m.	1	1	10

Keyed LC to LC – OM1 Multimode Duplex Patch Cords – 1.6mm Jacketed Cable


F6E10A-10M1	LC (keyed A – black) to LC multimode duplex patch cord, 1.6mm jacketed cable (one duplex keyed LC connector on one end and one duplex LC connector on the other end) – 62.5/125 μ m.	1	1	10
F6E10B-10M1	LC (keyed B – red) to LC multimode duplex patch cord, 1.6mm jacketed cable (one duplex keyed LC connector on one end and one duplex LC connector on the other end) – 62.5/125 μ m.	1	1	10
F6E10C-10M1	LC (keyed C – green) to LC multimode duplex patch cord, 1.6mm jacketed cable (one duplex keyed LC connector on one end and one duplex LC connector on the other end) – 62.5/125 μ m.	1	1	10
F6E10D-10M1	LC (keyed D – yellow) to LC multimode duplex patch cord, 1.6mm jacketed cable (one duplex keyed LC connector on one end and one duplex LC connector on the other end) – 62.5/125 μ m.	1	1	10
F6E10E-10M1	LC (keyed E – orange) to LC multimode duplex patch cord, 1.6mm jacketed cable (one duplex keyed LC connector on one end and one duplex LC connector on the other end) – 62.5/125 μ m.	1	1	10
F6E10F-10M1	LC (keyed F – dark blue) to LC multimode duplex patch cord, 1.6mm jacketed cable (one duplex keyed LC connector on one end and one duplex LC connector on the other end) – 62.5/125 μ m.	1	1	10

[‡]To order standard OM2 50/125 μ m performance (orange cable) patch cords, replace the 6 in the part number (F6E10A-10AM1) with a 5 (F5E10A-10AM1).


[^]Additional lengths and availability: Keyed LC patch cords and pigtails are available in 1m – 10m lengths in 1m increments, and 15m, 20m, and 30m lengths. Keyed FJ[®] Plug Patch Cords and Pigtails are available in 1m, 2m, 3m, 5m and 10m lengths. To order lengths other than 1m, replace the 1 after the M (F6E10A-10AM1) with the desired length (F6E10A-10AM2 for 2 meter length). The above lengths are stock items. For other lengths, contact Customer Service for actual lead times.

The Keyed LC Fiber Optic System is now offering 18 colors to ensure network physical layer security with color-specific keyed connectivity. For complete keyed solutions, please reference www.panduit.com.

Keyed Opti-Core® Multimode 62.5/125µm (OM1) or 50/125µm (OM2) Fiber Optic Patch Cords and Pigtails‡ (continued)




F6E3-10FM




F6D6PW-3M*Y



F6D6PX-3M*Y



F6D6PY-3M*Y



F6D6PZ-3M*Y


Part Number	Part Description	Length (m)^	Std. Pkg. Qty.	Std. Ctn. Qty.
SC to Keyed LC – OM1 Multimode Duplex Patch Cords – 1.6mm Jacketed Cable				
F6E3-10AM1	SC to LC (keyed A – black) multimode duplex patch cord, 1.6mm jacketed cable (one duplex SC connector on one end and one duplex keyed LC connector on the other end) – 62.5/125µm.	1	1	10
F6E3-10BM1	SC to LC (keyed B – red) multimode duplex patch cord, 1.6mm jacketed cable (one duplex SC connector on one end and one duplex keyed LC connector on the other end) – 62.5/125µm.	1	1	10
F6E3-10CM1	SC to LC (keyed C – green) multimode duplex patch cord, 1.6mm jacketed cable (one duplex SC connector on one end and one duplex keyed LC connector on the other end) – 62.5/125µm.	1	1	10
F6E3-10DM1	SC to LC (keyed D – yellow) multimode duplex patch cord, 1.6mm jacketed cable (one duplex SC connector on one end and one duplex keyed LC connector on the other end) – 62.5/125µm.	1	1	10
F6E3-10EM1	SC to LC (keyed E – orange) multimode duplex patch cord, 1.6mm jacketed cable (one duplex SC connector on one end and one duplex keyed LC connector on the other end) – 62.5/125µm.	1	1	10
F6E3-10FM1	SC to LC (keyed F – dark blue) multimode duplex patch cord, 1.6mm jacketed cable (one duplex SC connector on one end and one duplex keyed LC connector on the other end) – 62.5/125µm.	1	1	10
Keyed FJ® Plug to SC – OM1 Multimode Duplex Patch Cords – 3mm Jacketed Cable				
F6D6PW-3M1Y	FJ® Plug (keyed W – black) to SC multimode duplex patch cord, 3mm jacketed cable (one keyed FJ® Plug on one end and one duplex SC connector on the other end) – 62.5/125µm.	1	1	10
F6D6PX-3M1Y	FJ® Plug (keyed X – red) to SC multimode duplex patch cord, 3mm jacketed cable (one keyed FJ® Plug on one end and one duplex SC connector on the other end) – 62.5/125µm.	1	1	10
F6D6PY-3M1Y	FJ® Plug (keyed Y – orange) to SC multimode duplex patch cord, 3mm jacketed cable (one keyed FJ® Plug on one end and one duplex SC connector on the other end) – 62.5/125µm.	1	1	10
F6D6PZ-3M1Y	FJ® Plug (keyed Z – yellow) to SC multimode duplex patch cord, 3mm jacketed cable (one keyed FJ® Plug on one end and one duplex SC connector on the other end) – 62.5/125µm.	1	1	10

‡To order standard OM2 50/125µm performance (orange cable) patch cords, replace the 6 in the part number (F6E10A-10AM1) with a 5 (F5E10A-10AM1).

^Additional lengths and availability: Keyed LC patch cords and pigtails are available in 1m – 10m lengths in 1m increments, and 15m, 20m, and 30m lengths. Keyed FJ® Plug Patch Cords and Pigtails are available in 1m, 2m, 3m, 5m and 10m lengths. To order lengths other than 1m, replace the 1 after the M (F6E10A-10AM1) with the desired length (F6E10A-10AM2 for 2 meter length). The above lengths are stock items. For other lengths, contact Customer Service for actual lead times.

The Keyed LC Fiber Optic System is now offering 18 colors to ensure network physical layer security with color-specific keyed connectivity. For complete keyed solutions, please reference www.panduit.com.

Cable Self-Laminating Labels for Keyed Opti-Core[®] Multimode 62.5/125 μ m (OM1) or 50/125 μ m (OM2) Fiber Optic Patch Cords and Pigtails



Suggested Label Solutions for TIA/EIA-606-A Compliance

Patch Cord Part Number	Laser/Ink Jet Desktop Printer Label	TDP43ME Thermal Transfer Desktop Printer Label	PanTher™ LS8E Hand-Held Printer Label	Cougar™ LS9 Hand-Held Printer Label
All F6E and F5E parts	S100X160YAJ and NWSLC-3Y‡	S100X150VATY and NWSLC-3Y‡	S100X160VAC and NWSLC-3Y‡	T100X000CBC-BK and NWSLC-3Y
All F6D and F5D parts	S100X220YAJ and NWSLC-7Y‡	S100X225VATY and NWSLC-7Y‡	S100X220VAC and NWSLC-7Y‡	T100X000CBC-BK and NWSLC-7Y

For complete labeling solutions and product information, reference charts on pages O.1 – O.18.

‡For complete information on fiber optic cable identification solutions, reference page C.92.



Keyed Opti-Core® Singlemode 9/125µm (OS1/OS2) Patch Cords and Pigtails

- Pass all TIA/EIA-568-B.3 performance requirements
- 100% factory inspected end face geometry in compliance with Telcordia GR-326-CORE, Issue 3
- Typical insertion loss per connection: 0.25dB
- UPC polished (55dB minimum return loss)
- Include color-specific keys with positive and negative keying features to visually and mechanically distinguish connections to prevent unauthorized mating with unlike keyed or non-keyed adapters
- Part of a complete keyed LC system that includes Opti-Core® Patch Cords and Pigtails, OptiCam® Pre-Polished Cam Connectors, Opticom® Fiber Adapter Panels (FAPs) and Mini-Com® Adapter Modules
- Factory terminated and 100% tested for insertion loss and return loss
- Insertion loss and return loss data recorded for every singlemode patch cord
- Lifetime traceability of test data to a Q.C. number on each patch cord
- Highest quality flame retardant fiber optic cable with tight-buffered coating on each optical fiber



F9E10B-10BM

Part Number	Part Description	Length (m) [^]	Std. Pkg. Qty.	Std. Ctn. Qty.
-------------	------------------	-------------------------	----------------	----------------

Keyed LC to Keyed LC – OS1/OS2 Singlemode Duplex Patch Cords – 1.6mm Jacketed Cable

F9E10A-10AM1	LC (keyed A – black) to LC (keyed A – black) singlemode duplex patch cord, 1.6mm jacketed cable (one duplex keyed LC connector on each end) – 9/125µm.	1	1	10
F9E10B-10BM1	LC (keyed B – red) to LC (keyed B – red) singlemode duplex patch cord, 1.6mm jacketed cable (one duplex keyed LC connector on each end) – 9/125µm.	1	1	10
F9E10C-10CM1	LC (keyed C – green) to LC (keyed C – green) singlemode duplex patch cord, 1.6mm jacketed cable (one duplex keyed LC connector on each end) – 9/125µm.	1	1	10
F9E10D-10DM1	LC (keyed D – yellow) to LC (keyed D – yellow) singlemode duplex patch cord, 1.6mm jacketed cable (one duplex keyed LC connector on each end) – 9/125µm.	1	1	10
F9E10E-10EM1	LC (keyed E – orange) to LC (keyed E – orange) singlemode duplex patch cord, 1.6mm jacketed cable (one duplex keyed LC connector on each end) – 9/125µm.	1	1	10
F9E10F-10FM1	LC (keyed F – dark blue) to LC (keyed F – dark blue) singlemode duplex patch cord, 1.6mm jacketed cable (one duplex keyed LC connector on each end) – 9/125µm.	1	1	10

Keyed LC to Pigtail – OS1/OS2 Singlemode Simplex Pigtail – 900µm Buffered Fiber



F9B10C-NM

F9B10A-NM1	LC (keyed A – black) to pigtail singlemode simplex pigtail, 900µm buffered fiber (one keyed LC connector on one end and open on the other end) – 9/125µm.	1	1	10
F9B10B-NM1	LC (keyed B – red) to pigtail singlemode simplex pigtail, 900µm buffered fiber (one keyed LC connector on one end and open on the other end) – 9/125µm.	1	1	10
F9B10C-NM1	LC (keyed C – green) to pigtail singlemode simplex pigtail, 900µm buffered fiber (one keyed LC connector on one end and open on the other end) – 9/125µm.	1	1	10
F9B10D-NM1	LC (keyed D – yellow) to pigtail singlemode simplex pigtail, 900µm buffered fiber (one keyed LC connector on one end and open on the other end) – 9/125µm.	1	1	10
F9B10E-NM1	LC (keyed E – orange) to pigtail singlemode simplex pigtail, 900µm buffered fiber (one keyed LC connector on one end and open on the other end) – 9/125µm.	1	1	10
F9B10F-NM1	LC (keyed F – dark blue) to pigtail singlemode simplex pigtail, 900µm buffered fiber (one keyed LC connector on one end and open on the other end) – 9/125µm.	1	1	10

Keyed LC to Pigtail – OS1/OS2 Singlemode Duplex Plenum Pigtail – 1.6mm Jacketed Cable

F9PE10A-NM1	LC (keyed A – black) to pigtail singlemode duplex plenum pigtail, 1.6mm jacketed cable (one duplex keyed LC connector on one end and open on the other end) – 9/125µm.	1	1	10
F9PE10B-NM1	LC (keyed B – red) to pigtail singlemode duplex plenum pigtail, 1.6mm jacketed cable (one duplex keyed LC connector on one end and open on the other end) – 9/125µm.	1	1	10

[^]Additional lengths and availability: Keyed LC patch cords and pigtails are available in 1m – 10m lengths in 1m increments, and 15m, 20m, and 30m lengths. Keyed FJ® Plug Patch Cords and Pigtails are available in 1m, 2m, 3m, 5m and 10m lengths. To order lengths other than 1m, replace the 1 after the M (F9E10A-10AM1) with the desired length (F9E10A-10AM2 for 2 meter length). The above lengths are stock items. For other lengths, contact Customer Service for actual lead times.

The Keyed LC Fiber Optic System is now offering 18 colors to ensure network physical layer security with color-specific keyed connectivity. For complete keyed solutions, please reference www.panduit.com.

Table continues on page C.80

Keyed Opti-Core[®] Singlemode 9/125 μ m (OS1/OS2) Patch Cords and Pigtails (continued)**F9PE10D-NM****F9E10E-10M****F9E3-10FM**

Part Number	Part Description	Length (m) [^]	Std. Pkg. Qty.	Std. Ctn. Qty.
F9PE10C-NM1	LC (keyed C – green) to pigtail singlemode duplex plenum pigtail, 1.6mm jacketed cable (one duplex keyed LC connector on one end and open on the other end) – 9/125 μ m.	1	1	10
F9PE10D-NM1	LC (keyed D – yellow) to pigtail singlemode duplex plenum pigtail, 1.6mm jacketed cable (one duplex keyed LC connector on one end and open on the other end) – 9/125 μ m.	1	1	10
F9PE10E-NM1	LC (keyed E – orange) to pigtail singlemode duplex plenum pigtail, 1.6mm jacketed cable (one duplex keyed LC connector on one end and open on the other end) – 9/125 μ m.	1	1	10
F9PE10F-NM1	LC (keyed F – dark blue) to pigtail singlemode duplex plenum pigtail, 1.6mm jacketed cable (one duplex keyed LC connector on one end and open on the other end) – 9/125 μ m.	1	1	10

Keyed LC to LC – OS1/OS2 Singlemode Duplex Patch Cords – 1.6mm Jacketed Cable

F9E10A-10M1	LC (keyed A – black) to LC singlemode duplex patch cord, 1.6mm jacketed cable (one duplex keyed LC connector on one end and one duplex LC connector on the other end) – 9/125 μ m.	1	1	10
F9E10B-10M1	LC (keyed B – red) to LC singlemode duplex patch cord, 1.6mm jacketed cable (one duplex keyed LC connector on one end and one duplex LC connector on the other end) – 9/125 μ m.	1	1	10
F9E10C-10M1	LC (keyed C – green) to LC singlemode duplex patch cord, 1.6mm jacketed cable (one duplex keyed LC connector on one end and one duplex LC connector on the other end) – 9/125 μ m.	1	1	10
F9E10D-10M1	LC (keyed D – yellow) to LC singlemode duplex patch cord, 1.6mm jacketed cable (one duplex keyed LC connector on one end and one duplex LC connector on the other end) – 9/125 μ m.	1	1	10
F9E10E-10M1	LC (keyed E – orange) to LC singlemode duplex patch cord, 1.6mm jacketed cable (one duplex keyed LC connector on one end and one duplex LC connector on the other end) – 9/125 μ m.	1	1	10
F9E10F-10M1	LC (keyed F – dark blue) to LC singlemode duplex patch cord, 1.6mm jacketed cable (one duplex keyed LC connector on one end and one duplex LC connector on the other end) – 9/125 μ m.	1	1	10

SC to Keyed LC – OS1/OS2 Singlemode Duplex Patch Cords – 1.6mm Jacketed Cable

F9E3-10AM1	SC to LC (keyed A – black) singlemode duplex patch cord, 1.6mm jacketed cable (one duplex SC connector on one end and one duplex keyed LC connector on the other end) – 9/125 μ m.	1	1	10
F9E3-10BM1	SC to LC (keyed B – red) singlemode duplex patch cord, 1.6mm jacketed cable (one duplex SC connector on one end and one duplex keyed LC connector on the other end) – 9/125 μ m.	1	1	10
F9E3-10CM1	SC to LC (keyed C – green) singlemode duplex patch cord, 1.6mm jacketed cable (one duplex SC connector on one end and one duplex keyed C LC connector on the other end) – 9/125 μ m.	1	1	10
F9E3-10DM1	SC to LC (keyed D – yellow) singlemode duplex patch cord, 1.6mm jacketed cable (one duplex SC connector on one end and one duplex keyed LC connector on the other end) – 9/125 μ m.	1	1	10
F9E3-10EM1	SC to LC (keyed E – orange) singlemode duplex patch cord, 1.6mm jacketed cable (one duplex SC connector on one end and one duplex keyed LC connector on the other end) – 9/125 μ m.	1	1	10
F9E3-10FM1	SC to LC (keyed F – dark blue) singlemode duplex patch cord, 1.6mm jacketed cable (one duplex SC connector on one end and one duplex keyed LC connector on the other end) – 9/125 μ m.	1	1	10

[^]Additional lengths and availability: Keyed LC patch cords and pigtails are available in 1m – 10m lengths in 1m increments, and 15m, 20m, and 30m lengths. Keyed FJ[®] Plug Patch Cords and Pigtails are available in 1m, 2m, 3m, 5m and 10m lengths. To order lengths other than 1m, replace the 1 after the M (F9E10A-10AM1) with the desired length (F9E10A-10AM2 for 2 meter length). The above lengths are stock items. For other lengths, contact Customer Service for actual lead times.

The Keyed LC Fiber Optic System is now offering 18 colors to ensure network physical layer security with color-specific keyed connectivity. For complete keyed solutions, please reference www.panduit.com.

Cable Self-Laminating Labels for Keyed Opti-Core® Singlemode 9/125µm (OS1/OS2) Patch Cords and Pigtails



Suggested Label Solutions for TIA/EIA-606-A Compliance

Patch Cord Part Number	Laser/Ink Jet Desktop Printer Label	TDP43ME Thermal Transfer Desktop Printer Label	PanTher™ LS8E Hand-Held Printer Label	Cougar™ LS9 Hand-Held Printer Label
All F9E parts	S100X160YAJ and NWSLC-3Y‡	S100X150VATY and NWSLC-3Y‡	S100X160VAC and NWSLC-3Y‡	T100X000CBC-BK and NWSLC-3Y

For complete labeling solutions and product information, reference charts on pages O.1 – O.18

‡For complete information on fiber optic cable identification solutions, reference page C.92.



LC Lock-In Duplex Clip

- Used with Opti-Core[®] LC and Keyed LC Patch Cords to prevent unauthorized removal of cable or other networking equipment or critical connection
- Secures connections to reduce network downtime, data security breaches, and hardware replacement due to theft
- Installation/removal tool allows connectors to be locked into or released from adapters in modules, FAPs, cassettes, or patch panels for enhanced physical security
- Limits access of an LC or Keyed LC System that includes Opti-Core[®] Patch Cords and Pigtails, Opticom[®] Fiber Adapter Panels (FAPs), and Mini-Com[®] Adapter Modules



Part Number	Part Description	Color	Std. Pkg. Qty.	Std. Ctn. Qty.
FLCCLIW-X	Package of ten LC duplex lock-in clips and one removal tool.	Off White	10	100



LC Duplex Adapter Blockout Device

- TIA/EIA-604 FOCIS-10 compliant device fits all LC duplex adapters for a variety of applications and installations
- Tamper-resistant design blocks unauthorized access to LC duplex ports to reduce the risk of damage, saving time and money associated with downtime, repairs, and hardware replacement
- Compact, low profile design allows installation or removal without disturbing adjacent ports or installed patch cords in high-density applications
- Also functions as dust plug to mechanically protect the LC adapter optics and render it "eye-safe"
- Removal tool allows only authorized personnel to release the device, ensuring safety and security of your network infrastructure
- Available in multiple colors to match or contrast adapter colors for easy identification of blocked out adapters



Part Number	Part Description	Color	Std. Pkg. Qty.	Std. Ctn. Qty.
PSL-LCAB*	Package of ten LC duplex adapter blockout devices and one removal tool.	Red	1	20

*For other colors, add -AQ for Aqua, -BL for Black, -BU for Blue, or -EI for Electric Ivory. Also available in bulk packages of 100 devices and five removal tools. To order bulk package, add -C to the end of the part number.



SC Adapter Blockout Device

- TIA/EIA-604 FOCIS-3 compliant device fits all SC adapters for a variety of applications and installations
- Tamper-resistant design blocks unauthorized access to SC switch and HBA/NIC ports, switch uplinks and user outlets, saving time and money associated with data security breaches, network downtime, repairs, and hardware replacement
- Compact, low profile design allows installation or removal without disturbing adjacent ports or installed patch cords in high-density applications
- Also functions as dust plug to mechanically protect the SC adapters/receptacle optics and renders it "eye-safe" to prevent exposure to laser radiation and contamination on dust sensitive transceivers
- Removal tool allows only authorized personnel to release the device, ensuring safety and security of your network infrastructure
- Available in multiple colors for visual identification or aesthetics



Part Number	Part Description	Color	Std. Pkg. Qty.	Std. Ctn. Qty.
PSL-SCBD*	Package of ten SC adapter blockout devices and one removal tool.	Red	1	20

*For other colors, add -AQ for Aqua, -BL for Black, -BU for Blue, -EI for Electric Ivory, or -AG for Green to the end of the part number. Also available in bulk packages of 100 devices and five removal tools. To order bulk package, add -C to the end of the part number.



Opti-Core® Fiber Optic Reference Cable Assembly Kits

- Reference and master grade cable assemblies pass all TIA/EIA-568-B.3 performance requirements
- 100% factory-inspected endface geometry in compliance with Telcordia GR-326-CORE, Issue 3
- Insertion loss per connection: 0.10dB maximum (multimode and singlemode)
- Return loss: 40dB minimum, PC polished (multimode); 58dB minimum, UPC polished (singlemode)
- Include 2-meter cable assemblies: standard grade to reference grade reference cable assemblies, and standard grade to reference grade master cable assemblies, zirconia ceramic adapters, and a set of mandrels (multimode kits)
- Master cable assemblies provide in-field qualification of reference cable assemblies for test use
- Available in multimode (10Gig™ OM3 and OM1) and singlemode (OS1/OS2) fiber types for link testing and diagnostic troubleshooting flexibility
- 10Gig™ 50/125µm (gray) or 62.5/125µm (black) mandrels are provided to allow mode conditioning and stripping for testing fiber to applicable standards requirements
- Factory terminated and 100% tested for insertion loss and return loss; data supplied with each reference and master cable assembly
- Provide superior measurement capability to maximize link reliability
- Controlled ferrule endface geometry is documented and supplied, assuring repeatable high performance physical contact of fiber connectors under test
- Hybrid reference cords available for use in testing permanent links with connectors that differ from test set connectors
- Reference quality connectors on both ends of cable assemblies allow both ends to be used to mate to the permanent link for loss measurements



Part Number	Part Description	Std. Pkg. Qty.
10Gig™ OM3 Multimode Reference Cable Assembly Kits		
FR1XS1-R1KIT	Simplex LC-LC/SC-LC 10Gig™ 50/125µm multimode reference cable assembly kit, includes: 2 simplex std. grade LC to ref. grade LC reference cables (2m) 2 simplex std. grade SC to ref. grade LC reference cables (2m) 2 simplex std. grade LC to ref. grade LC master cables (2m) 2 LC duplex adapters (zirconia ceramic split sleeves) 2 mandrels (50/125µm)	1
FR2XSS-RSKIT	Duplex SC-SC 10Gig™ 50/125µm multimode reference cable assembly kit, includes: 2 duplex std. grade SC to ref. grade SC reference cables (2m) 1 duplex std. grade SC to ref. grade SC master cable (2m) 2 SC duplex adapters (zirconia ceramic split sleeves) 2 mandrels (50/125µm)	1
FR2XS2-RSKIT	Duplex ST-SC 10Gig™ 50/125µm multimode reference cable assembly kit, includes: 2 duplex std. grade ST to ref. grade SC reference cables (2m) 1 duplex std. grade ST to ref. grade SC master cable (2m) 2 SC duplex adapters (zirconia ceramic split sleeves) 2 mandrels (50/125µm)	1
FR2XSS-RLKIT	Duplex SC-LC 10Gig™ 50/125µm multimode reference cable assembly kit, includes: 2 duplex std. grade SC to ref. grade LC reference cables (2m) 1 duplex std. grade SC to ref. grade LC master cable (2m) 2 LC duplex adapters (zirconia ceramic split sleeves) 2 mandrels (50/125µm)	1
FR1XS2-R2KIT	Simplex SC-ST/ST-ST 10Gig™ 50/125µm multimode reference cable assembly kit, includes: 2 simplex std. grade SC to ref. grade ST reference cables (2m) 2 simplex std. grade ST to ref. grade ST reference cables (2m) 2 simplex std. grade ST to ref. grade ST master cables (2m) 4 ST simplex adapters (zirconia ceramic split sleeves) 2 mandrels (50/125µm)	1
FR2XS2-R2KIT	Duplex ST-ST 10Gig™ 50/125µm multimode reference cable assembly kit, includes: 2 duplex std. grade ST to ref. grade ST reference cables (2m) 2 duplex std. grade ST to ref. grade ST master cables (2m) 4 ST simplex adapters (zirconia ceramic split sleeves) 2 mandrels (50/125µm)	1

Table continues on page C.84

Opti-Core[®] Fiber Optic Reference Cable Assembly Kits (continued)

Part Number	Part Description	Std. Pkg. Qty.
FR2XS2-RLKIT	Duplex ST-LC 10Gig™ 50/125µm multimode reference cable assembly kit, includes: 2 duplex std. grade ST to ref. grade LC reference cables (2m) 2 duplex std. grade ST to ref. grade LC master cables (2m) 2 LC duplex adapters (zirconia ceramic split sleeves) 2 mandrels (50/125µm)	1
FR2XS2-R2KIT	Duplex SC-ST 10Gig™ 50/125µm multimode reference cable assembly kit, includes: 2 duplex std. grade SC to ref. grade ST reference cables (2m) 2 duplex std. grade SC to ref. grade ST master cables (2m) 4 ST simplex adapters (zirconia ceramic split sleeves) 2 mandrels (50/125µm)	1

OM1 Multimode Reference Cable Assembly Kits

FR16S1-R1KIT	Simplex LC-LC/SC-LC 62.5/125µm multimode reference cable assembly kit, includes: 2 simplex std. grade LC to ref. grade LC reference cables (2m) 2 simplex std. grade SC to ref. grade LC reference cables (2m) 2 simplex std. grade LC to ref. grade LC master cables (2m) 2 LC duplex adapters (zirconia ceramic split sleeves) 2 mandrels (62.5/125µm)	1
FR26SS-RSKIT	Duplex SC-SC 62.5/125µm multimode reference cable assembly kit, includes: 2 duplex std. grade SC to ref. grade SC reference cables (2m) 1 duplex std. grade SC to ref. grade SC master cable (2m) 2 SC duplex adapters (zirconia ceramic split sleeves) 2 mandrels (62.5/125µm)	1
FR26S2-RSKIT	Duplex ST-SC 62.5/125µm multimode reference cable assembly kit, includes: 2 duplex std. grade ST to ref. grade SC reference cables (2m) 1 duplex std. grade ST to ref. grade SC master cable (2m) 2 SC duplex adapters (zirconia ceramic split sleeves) 2 mandrels (62.5/125µm)	1
FR26SS-RLKIT	Duplex SC-LC 62.5/125µm multimode reference cable assembly kit, includes: 2 duplex std. grade SC to ref. grade LC reference cables (2m) 1 duplex std. grade SC to ref. grade LC master cable (2m) 2 LC duplex adapters (zirconia ceramic split sleeves) 2 mandrels (62.5/125µm)	1
FR16S2-R2KIT	Simplex SC-ST/ST-ST 62.5/125µm multimode reference cable assembly kit, includes: 2 simplex std. grade SC to ref. grade ST reference cables (2m) 2 simplex std. grade ST to ref. grade ST reference cables (2m) 2 simplex std. grade ST to ref. grade ST master cables (2m) 4 ST simplex adapters (zirconia ceramic split sleeves) 2 mandrels (62.5/125µm)	1
FR26S2-R2KIT	Duplex ST-ST 62.5/125µm multimode reference cable assembly kit, includes: 2 duplex std. grade ST to ref. grade ST reference cables (2m) 2 duplex std. grade ST to ref. grade ST master cables (2m) 4 ST simplex adapters (zirconia ceramic split sleeves) 2 mandrels (62.5/125µm)	1
FR26S2-RLKIT	Duplex ST-LC 62.5/125µm multimode reference cable assembly kit, includes: 2 duplex std. grade ST to ref. grade LC reference cables (2m) 2 duplex std. grade ST to ref. grade LC master cables (2m) 2 LC duplex adapters (zirconia ceramic split sleeves) 2 mandrels (62.5/125µm)	1
FR26SS-R2KIT	Duplex SC-ST 62.5/125µm multimode reference cable assembly kit, includes: 2 duplex std. grade SC to ref. grade ST reference cables (2m) 2 duplex std. grade SC to ref. grade ST master cables (2m) 4 ST simplex adapters (zirconia ceramic split sleeves) 2 mandrels (62.5/125µm)	1

Opti-Core[®] Fiber Optic Reference Cable Assembly Kits (continued)

Part Number	Part Description	Std. Pkg. Qty.
OS1/OS2 Singlemode Reference Cable Assembly Kits		
FR19S1-R1KIT	Simplex LC-LC/SC-LC 9µm singlemode reference cable assembly kit, includes: 2 simplex std. grade LC to ref. grade LC reference cables (2) 2 simplex std. grade SC to ref. grade LC reference cables (2) 2 simplex std. grade LC to ref. grade LC master cables (2) 2 LC duplex adapters (zirconia ceramic split sleeves)	1
FR29SS-RSKIT	Duplex SC-SC 9µm singlemode reference cable assembly kit, includes: 2 duplex std. grade SC to ref. grade SC reference cables (2m) 1 duplex std. grade SC to ref. grade SC master cable (2m) 2 SC duplex adapters (zirconia ceramic split sleeves)	1
FR29S2-RSKIT	Duplex ST-SC 9µm singlemode reference cable assembly kit, includes: 2 duplex std. grade ST to ref. grade SC reference cables (2m) 1 duplex std. grade ST to ref. grade SC master cable (2m) 2 SC duplex adapters (zirconia ceramic split sleeves)	1
FR29SS-RLKIT	Duplex SC-LC 9µm singlemode reference cable assembly kit, includes: 2 duplex std. grade SC to ref. grade LC reference cables (2m) 1 duplex std. grade SC to ref. grade LC master cable (2m) 2 LC duplex adapters (zirconia ceramic split sleeves)	1
FR19S2-R2KIT	Simplex SC-ST/ST-ST 9µm singlemode reference cable assembly kit, includes: 2 simplex std. grade SC to ref. grade ST reference cables (2m) 2 simplex std. grade ST to ref. grade ST reference cables (2m) 2 simplex std. grade ST to ref. grade ST master cables (2m) 4 ST simplex adapters (zirconia ceramic split sleeves)	1
FR29S2-R2KIT	Duplex ST-ST 9µm singlemode reference cable assembly kit, includes: 2 duplex std. grade ST to ref. grade ST reference cables (2m) 2 duplex std. grade ST to ref. grade ST master cables (2m) 4 ST simplex adapters (zirconia ceramic split sleeves)	1
FR29S2-RLKIT	Duplex ST-LC 9µm singlemode reference cable assembly kit, includes: 2 duplex std. grade ST to ref. grade LC reference cables (2m) 2 duplex std. grade ST to ref. grade LC master cables (2m) 2 LC duplex adapters (zirconia ceramic split sleeves)	1
FR29SS-R2KIT	Duplex SC-ST 9µm singlemode reference cable assembly kit, includes: 2 duplex std. grade SC to ref. grade ST reference cables (2m) 2 duplex std. grade SC to ref. grade ST master cables (2m) 4 ST simplex adapters (zirconia ceramic split sleeves)	1

Opti-Core[®] Fiber Optic Reference Cable Assemblies

- Pass all TIA/EIA-568-B.3 performance requirements
- 100% factory inspected endface geometry in compliance with Telcordia GR-326-CORE, Issue 3
- Insertion loss per connection: 0.10dB maximum (multimode and singlemode)
- Return loss: 40dB minimum, PC polished (multimode); 58dB minimum, UPC polished (singlemode)
- Standard grade to reference grade riser (OFNR) rated cable assemblies are available in 2 meter lengths in multimode (10Gig[™] OM3 50µm and OM1 62.5µm) and singlemode (OS1/OS2 9µm) fiber types for link testing and diagnostic troubleshooting flexibility
- Factory terminated and 100% tested for insertion loss and return loss; data recorded and supplied with each reference cable assembly
- Provide superior measurement capability to maximize link reliability
- Controlled ferrule endface geometry is documented and supplied, assuring repeatable high performance physical contact of fiber connectors under test
- Hybrid reference cords are available for use in testing permanent links with connectors that differ from test set connectors
- Reference quality connectors on both ends of cable assembly allow both ends to be used to mate to the permanent link for loss measurements
- Opti-Core[®] Fiber Optic Reference Cable Assembly Kits are also available for in-field qualification of reference cord for test use

**FR2XSS-R2M02**

Part Number	Part Description	Length (m)	Std. Pkg. Qty.	Std. Ctn. Qty.
10Gig[™] OM3 Multimode Duplex Reference Cable Assemblies				
FR2XSL-RLM02	Duplex standard grade LC to reference grade LC reference cable assembly, riser rated 2mm jacketed cable – 10Gig [™] 50/125µm.	2	1	10
FR2XSL-RSM02	Duplex standard grade LC to reference grade SC reference cable assembly, riser rated 2mm jacketed cable – 10Gig [™] 50/125µm.	2	1	10
FR2XSL-R2M02	Duplex standard grade LC to reference grade ST reference cable assembly, riser rated 2mm jacketed cable – 10Gig [™] 50/125µm.	2	1	10
FR2XSS-RSM02	Duplex standard grade SC to reference grade SC reference cable assembly, riser rated 2mm jacketed cable – 10Gig [™] 50/125µm.	2	1	10
FR2XSS-RLM02	Duplex standard grade SC to reference grade LC reference cable assembly, riser rated 2mm jacketed cable – 10Gig [™] 50/125µm.	2	1	10
FR2XSS-R2M02	Duplex standard grade SC to reference grade ST reference cable assembly, riser rated 2mm jacketed cable – 10Gig [™] 50/125µm.	2	1	10
FR2XS2-R2M02	Duplex standard grade ST to reference grade ST reference cable assembly, riser rated 2mm jacketed cable – 10Gig [™] 50/125µm.	2	1	10
FR2XS2-RLM02	Duplex standard grade ST to reference grade LC reference cable assembly, riser rated 2mm jacketed cable – 10Gig [™] 50/125µm.	2	1	10
FR2XS2-RSM02	Duplex standard grade ST to reference grade SC reference cable assembly, riser rated 2mm jacketed cable – 10Gig [™] 50/125µm.	2	1	10

Opti-Core® Fiber Optic Reference Cable Assemblies (continued)

Part Number	Part Description	Length (m)	Std. Pkg. Qty.	Std. Ctn. Qty.
10Gig™ OM3 Multimode Simplex Reference Cable Assemblies				
FR1XS1-R1M02	Simplex standard grade LC to reference grade LC reference cable assembly, riser rated 2mm jacketed cable – 10Gig™ 50/125µm.	2	1	10
FR1XS1-R3M02	Simplex standard grade LC to reference grade SC reference cable assembly, riser rated 2mm jacketed cable – 10Gig™ 50/125µm.	2	1	10
FR1XS1-R2M02	Simplex standard grade LC to reference grade ST reference cable assembly, riser rated 2mm jacketed cable – 10Gig™ 50/125µm.	2	1	10
FR1XS3-R3M02	Simplex standard grade SC to reference grade SC reference cable assembly, riser rated 2mm jacketed cable – 10Gig™ 50/125µm.	2	1	10
FR1XS3-R1M02	Simplex standard grade SC to reference grade LC reference cable assembly, riser rated 2mm jacketed cable – 10Gig™ 50/125µm.	2	1	10
FR1XS3-R2M02	Simplex standard grade SC to reference grade ST reference cable assembly, riser rated 2mm jacketed cable – 10Gig™ 50/125µm.	2	1	10
FR1XS2-R2M02	Simplex standard grade ST to reference grade ST reference cable assembly, riser rated 2mm jacketed cable – 10Gig™ 50/125µm.	2	1	10
FR1XS2-R1M02	Simplex standard grade ST to reference grade LC reference cable assembly, riser rated 2mm jacketed cable – 10Gig™ 50/125µm.	2	1	10
FR1XS2-R3M02	Simplex standard grade ST to reference grade SC reference cable assembly, riser rated 2mm jacketed cable – 10Gig™ 50/125µm.	2	1	10
OM1 Multimode Duplex Reference Cable Assemblies				
FR26SL-RLM02	Duplex standard grade LC to reference grade LC multimode reference cable assembly, riser rated 2mm jacketed cable – 62.5/125µm.	2	1	10
FR26SL-RSM02	Duplex standard grade LC to reference grade SC multimode reference cable assembly, riser rated 2mm jacketed cable – 62.5/125µm.	2	1	10
FR26SL-R2M02	Duplex standard grade LC to reference grade ST multimode reference cable assembly, riser rated 2mm jacketed cable – 62.5/125µm.	2	1	10
FR26SS-RSM02	Duplex standard grade SC to reference grade SC multimode reference cable assembly, riser rated 2mm jacketed cable – 62.5/125µm.	2	1	10
FR26SS-RLM02	Duplex standard grade SC to reference grade LC multimode reference cable assembly, riser rated 2mm jacketed cable – 62.5/125µm.	2	1	10
FR26SS-R2M02	Duplex standard grade SC to reference grade ST multimode reference cable assembly, riser rated 2mm jacketed cable – 62.5/125µm.	2	1	10
FR26S2-R2M02	Duplex standard grade ST to reference grade ST multimode reference cable assembly, riser rated 2mm jacketed cable – 62.5/125µm.	2	1	10
FR26S2-RLM02	Duplex standard grade ST to reference grade LC multimode reference cable assembly, riser rated 2mm jacketed cable – 62.5/125µm.	2	1	10
FR26S2-RSM02	Duplex standard grade ST to reference grade SC multimode reference cable assembly, riser rated 2mm jacketed cable – 62.5/125µm.	2	1	10

Table continues on page C.88

Opti-Core[®] Fiber Optic Reference Cable Assemblies (continued)


Part Number	Part Description	Length (m)	Std. Pkg. Qty.	Std. Ctn. Qty.
OM1 Multimode Simplex Reference Cable Assemblies				
FR16S1-R1M02	Simplex standard grade LC to reference grade LC multimode reference cable assembly, riser rated 2mm jacketed cable – 62.5/125µm.	2	1	10
FR16S1-R3M02	Simplex standard grade LC to reference grade SC multimode reference cable assembly, riser rated 2mm jacketed cable – 62.5/125µm.	2	1	10
FR16S1-R2M02	Simplex standard grade LC to reference grade ST multimode reference cable assembly, riser rated 2mm jacketed cable – 62.5/125µm.	2	1	10
FR16S3-R3M02	Simplex standard grade SC to reference grade SC multimode reference cable assembly, riser rated 2mm jacketed cable – 62.5/125µm.	2	1	10
FR16S3-R1M02	Simplex standard grade SC to reference grade LC multimode reference cable assembly, riser rated 2mm jacketed cable – 62.5/125µm.	2	1	10
FR16S3-R2M02	Simplex standard grade SC to reference grade ST multimode reference cable assembly, riser rated 2mm jacketed cable – 62.5/125µm.	2	1	10
FR16S2-R2M02	Simplex standard grade ST to reference grade ST multimode reference cable assembly, riser rated 2mm jacketed cable – 62.5/125µm.	2	1	10
FR16S2-R1M02	Simplex standard grade ST to reference grade LC multimode reference cable assembly, riser rated 2mm jacketed cable – 62.5/125µm.	2	1	10
FR16S2-R3M02	Simplex standard grade ST to reference grade SC multimode reference cable assembly, riser rated 2mm jacketed cable – 62.5/125µm.	2	1	10
OS1/OS2 Singlemode Duplex Reference Cable Assemblies				
FR29SL-RLM02	Duplex standard grade LC to reference grade LC singlemode reference cable assembly, riser rated 2mm jacketed cable – 9/125µm.	2	1	10
FR29SL-RSM02	Duplex standard grade LC to reference grade SC singlemode reference cable assembly, riser rated 2mm jacketed cable – 9/125µm.	2	1	10
FR29SL-R2M02	Duplex standard grade LC to reference grade ST singlemode reference cable assembly, riser rated 2mm jacketed cable – 9/125µm.	2	1	10
FR29SS-RSM02	Duplex standard grade SC to reference grade SC singlemode reference cable assembly, riser rated 2mm jacketed cable – 9/125µm.	2	1	10
FR29SS-RLM02	Duplex standard grade SC to reference grade LC singlemode reference cable assembly, riser rated 2mm jacketed cable – 9/125µm.	2	1	10
FR29SS-R2M02	Duplex standard grade SC to reference grade ST singlemode reference cable assembly, riser rated 2mm jacketed cable – 9/125µm.	2	1	10
FR29S2-R2M02	Duplex standard grade ST to reference grade ST singlemode reference cable assembly, riser rated 2mm jacketed cable – 9/125µm.	2	1	10
FR29S2-RLM02	Duplex standard grade ST to reference grade LC singlemode reference cable assembly, riser rated 2mm jacketed cable – 9/125µm.	2	1	10
FR29S2-RSM02	Duplex standard grade ST to reference grade SC singlemode reference cable assembly, riser rated 2mm jacketed cable – 9/125µm.	2	1	10

Opti-Core® Fiber Optic Reference Cable Assemblies (continued)

Part Number	Part Description	Length (m)	Std. Pkg. Qty.	Std. Ctn. Qty.
OS1/OS2 Singlemode Simplex Reference Cable Assemblies				
FR19S1-R1M02	Simplex standard grade LC to reference grade LC singlemode reference cable assembly, riser rated 2mm jacketed cable – 9/125µm.	2	1	10
FR19S1-R3M02	Simplex standard grade LC to reference grade SC singlemode reference cable assembly, riser rated 2mm jacketed cable – 9/125µm.	2	1	10
FR19S1-R2M02	Simplex standard grade LC to reference grade ST singlemode reference cable assembly, riser rated 2mm jacketed cable – 9/125µm.	2	1	10
FR19S3-R3M02	Simplex standard grade SC to reference grade SC singlemode reference cable assembly, riser rated 2mm jacketed cable – 9/125µm.	2	1	10
FR19S3-R1M02	Simplex standard grade SC to reference grade LC singlemode reference cable assembly, riser rated 2mm jacketed cable – 9/125µm.	2	1	10
FR19S3-R2M02	Simplex standard grade SC to reference grade ST singlemode reference cable assembly, riser rated 2mm jacketed cable – 9/125µm.	2	1	10
FR19S2-R2M02	Simplex standard grade ST to reference grade ST singlemode reference cable assembly, riser rated 2mm jacketed cable – 9/125µm.	2	1	10
FR19S2-R1M02	Simplex standard grade ST to reference grade LC singlemode reference cable assembly, riser rated 2mm jacketed cable – 9/125µm.	2	1	10
FR19S2-R3M02	Simplex standard grade ST to reference grade SC singlemode reference cable assembly, riser rated 2mm jacketed cable – 9/125µm.	2	1	10

LabelCore™ Fiber Optic Cable Identification System

- Provides a larger labeling surface on small cables allowing legends to be clearly seen
- Sleeve is made of flexible PVC material
- Locate sleeve on straight section of cable at least 2.00" from fiber boot



Part Number	Part Description	Std. Pkg. Qty.*	Std. Ctn. Qty.
NWSLC-2Y	Yellow, cable identification sleeve for 2mm simplex fiber cable.	100	1000
NWSLC-3Y	Orange, cable identification sleeve for 3mm simplex fiber cable.	100	1000
NWSLC-7Y	White, cable identification sleeve for 3mm duplex fiber cable.	100	1000

*Order number of sleeves required.

Self-Laminating Labels for Laser/Ink Jet Desktop Printers Supplied on 8.50" x 11.00" Sheets




Apply LabelCore™ Sleeve to cable



Wrap self-laminating label around LabelCore™ Sleeve

Self-Laminating Labels for LabelCore™ Fiber Optic Cable Identification System



Suggested Label Solutions for TIA/EIA-606-A Compliance

LabelCore™ Sleeve Part Number	Laser/Ink Jet Desktop Printer Label	TDP43ME Thermal Transfer Desktop Printer Label	PanTher™ LS8E Hand-Held Printer Label	Cougar™ LS9 Hand-Held Printer Label
NWSLC-2Y	S100X160YAJ	S100X150VATY	S100X160VAC	T100X000CBC-BK
NWSLC-3Y		S100X225VATY	S100X220VAC	T100X000CBC-BK
NWSLC-7Y	S100X220YAJ	S100X225VATY	S100X220VAC	T100X000CBC-BK

For complete labeling solutions and product information, reference charts on pages O.1 – O.18.

QuickNet™ Hydra Cable Assemblies

- Connectivity meets or exceeds TIA/EIA-568-B.3 and ISO/IEC 11801 performance requirements
- LC and SC connector housing and boot colors follow TIA/EIA-568-C.3 suggested color identification scheme
- Jacketed cable is compliant with NFPA 262 (OFNP) flame rating
- MTP* (12-fiber) connectors are FOCIS-5 compliant
- Insertion loss per mated pair: 0.50dB typical, 0.75dB max.
- Panduit proprietary MTP* polishing provides low insertion loss and high return loss, minimizing variability for improved channel link loss performance
- Traditional connectors (Panduit LC, SC, and ST) provide design flexibility throughout the data center
- Insertion loss per mated pair: 0.10dB typical, 0.30dB max. (multimode); 0.25dB typical, 0.50dB max. (singlemode)
- Factory terminated and 100% tested for insertion loss (test data supplied with each assembly); singlemode and 10Gig™ Multimode Hydra Cable Assemblies also tested for return loss
- TIA/EIA-568-B.1-7 standards based polarity supports 10 Gb/s, multimode, and singlemode fiber types, and allows infrastructure backwards compatibility for component interchangeability and a lower cost of ownership
- 10Gig™ laser optimized fiber is tested per IEEE 802.3ae 10 GbE to support network transmission speeds up to 10 Gb/s for link lengths up to 300 meters at 850nm
- Application specific designs available to tailor configuration, reach, and breakout construction to application requirements; for more information contact Panduit or visit www.panduit.com



FHPX126LM***N

Part Number	Part Description	Length (m)^	Std. Pkg. Qty.
Male MTP* to LC Duplex – 10Gig™ OM3 Multimode Plenum Hydra Cable Assemblies			
FHPX126LM005N	Male MTP* to LC duplex 12-fiber 10Gig™ 50/125µm OM3 Multimode Plenum Rated Hydra Cable Assembly with std. 24" (61cm) breakout length.	5	1
FHPX126LM010N	Male MTP* to LC duplex 12-fiber 10Gig™ 50/125µm OM3 Multimode Plenum Rated Hydra Cable Assembly with std. 24" (61cm) breakout length.	10	1
FHPX126LM015N	Male MTP* to LC duplex 12-fiber 10Gig™ 50/125µm OM3 Multimode Plenum Rated Hydra Cable Assembly with std. 24" (61cm) breakout length.	15	1
FHPX126LM020N	Male MTP* to LC duplex 12-fiber 10Gig™ 50/125µm OM3 Multimode Plenum Rated Hydra Cable Assembly with std. 24" (61cm) breakout length.	20	1
Male MTP* to LC Duplex – OM2 Multimode Plenum Hydra Cable Assemblies			
FHP5126LM005N	Male MTP* to LC duplex 12-fiber 50/125µm OM2 multimode plenum rated hydra cable assembly with std. 24" (61 cm) breakout length.	5	1
FHP5126LM010N	Male MTP* to LC duplex 12-fiber 50/125µm OM2 multimode plenum rated hydra cable assembly with std. 24" (61 cm) breakout length.	10	1
FHP5126LM015N	Male MTP* to LC duplex 12-fiber 50/125µm OM2 multimode plenum rated hydra cable assembly with std. 24" (61 cm) breakout length.	15	1
FHP5126LM020N	Male MTP* to LC duplex 12-fiber 50/125µm OM2 multimode plenum rated hydra cable assembly with std. 24" (61 cm) breakout length.	20	1
Male MTP* to LC Duplex – OS1/OS2 Singlemode Plenum Hydra Cable Assemblies			
FHP9126LM005N	Male MTP* to LC duplex 12-fiber 9/125µm OS1/OS2 singlemode plenum rated hydra cable assembly with std. 24" (61cm) breakout length.	5	1
FHP9126LM010N	Male MTP* to LC duplex 12-fiber 9/125µm OS1/OS2 singlemode plenum rated hydra cable assembly with std. 24" (61cm) breakout length.	10	1
FHP9126LM015N	Male MTP* to LC duplex 12-fiber 9/125µm OS1/OS2 singlemode plenum rated hydra cable assembly with std. 24" (61cm) breakout length.	15	1
FHP9126LM020N	Male MTP* to LC duplex 12-fiber 9/125µm OS1/OS2 singlemode plenum rated hydra cable assembly with std. 24" (61cm) breakout length.	20	1

^Additional lengths and availability: The above lengths and configurations are stock items. For other lengths or configurations, contact Customer Service for actual lead times.

Individual Staggered Hydra Cable Assemblies are available. Please see WW-FBCB38.

MTP* Connector Cleaning Tools are available.

Cable Self-Laminating Labels for QuickNet™ Hydra Cable Assemblies



Suggested Label Solutions for TIA/EIA-606-A Compliance				
Part Number	Laser/Ink Jet Desktop Printer Label	TDP43ME Thermal Transfer Desktop Printer Label	PanTher™ LS8E Hand-Held Printer Label	Cougar™ LS9 Hand-Held Printer Label
All FHP parts	S100X160YAJ and NWSLC-3Y‡	S100X150VATY and NWSLC-3Y‡	S100X160VAC and NWSLC-3Y‡	T100X000CBC-BK and NWSLC-3Y‡

For complete labeling solutions and product information, reference charts on pages O.1 – O.18.
‡For complete information on fiber optic cable identification solutions, reference page C.92.

QuickNet™ MTP* Interconnect Cable Assemblies – Multimode 10Gig™ 50/125µm (OM3 and OM4)

- Pass all TIA/EIA-568-B.3 performance requirements
- FOCIS-5 compliant
- Insertion loss per mated pair: 0.50dB typical; 0.75dB max.
- Tested per IEEE 802.3ae 10 GbE to support network transmission speeds up to 10 Gb/s for link lengths up to 300 meters for OM3 and up to 550 meters for OM4 at 850nm with 50/125µm (OM3 and OM4) laser optimized fiber
- Backward compatible with all 50/125µm (OM2) MPO or MTP* system requirements
- Factory terminated and 100% tested for insertion loss
- Insertion loss and return loss data recorded for every 10Gig™ Multimode Interconnect Cable Assembly
- Lifetime traceability of test data to a Q.C. number on each cable assembly



Part Number	Part Description	Length (m) [^]	Std. Pkg. Qty.	Std. Ctn. Qty.
MTP* Interconnect Cable Assemblies – Multimode 10Gig™ OM4 50/125µm				
FZ12D5-5M1Y	12 Fiber 10Gig™ OM4 Optimized Flat Ribbon Plenum Rated Female MTP - Female MTP Interconnect Cable Assemblies with .5dB IL - 1m	1	1	10
MTP* Interconnect Cable Assemblies – Multimode 10Gig™ OM3 50/125µm				
FX12D5-5M1Y	Female MTP* to female MTP* 12-fiber interconnect cable assembly (one female MTP* connector on each end on ribbon interconnect cable) – 10Gig™ 50/125µm. Outside diameter: 5mm x 2.5mm.	1	1	10


For OM4 interconnect assembly, replace the X (FX12D5-5M1Y) with Z (FZ12D5-5M1Y).

[^]Additional lengths and availability: Interconnect cable assemblies are available in 1 – 10 meter lengths in 1 meter increments, and 15, 20, 25 and 30 meter lengths. To order lengths other than 1 meter, replace the 1 after the M (FZ12D5-5M1) with the desired length (FZ12D5-5M2 for 2 meter length). The above lengths are stock items. For other lengths or male MTPs*, contact Customer Service for actual lead times.

For MTP* Connector Cleaning Tools, see page C.105.

*MTP is a registered trademark of US Conec Ltd.

Cable Labels for QuickNet™ MTP* Interconnect Cable Assemblies – Multimode 10Gig™ 50/125µm (OM3)



Suggested Label Solutions for TIA/EIA-606-A Compliance				
Patch Cord Part Number	Laser/Ink Jet Desktop Printer Label	TDP43ME Thermal Transfer Desktop Printer Label	PanTher™ LS8E Hand-Held Printer Label	Cougar™ LS9 Hand-Held Printer Label
FX12D5-5M*Y	S100X220YAJ and NWSLC-7Y‡	S100X225VATY and NWSLC-7Y‡	S100X220VAC and NWSLC-7Y‡	T100X000CBC-BK and NWSLC-7Y

For complete labeling solutions and product information, reference charts on pages O.1 – O.18.

‡For complete information on fiber optic cable identification solutions, reference page C.92.

*MTP is a registered trademark of US Conec Ltd.

QuickNet™ MTP* Interconnect Cable Assemblies – Multimode 50/125µm (OM2)

- Pass all TIA/EIA-568-B.3 performance requirements
- FOCIS-5 compliant
- Insertion loss per mated pair: 0.50dB typical; 0.75dB max.
- Factory terminated and 100% tested for insertion loss
- Insertion loss data recorded for every multimode cable assembly
- Lifetime traceability of test data to a Q.C. number on each cable assembly



Part Number	Part Description	Length (m)^	Std. Pkg. Qty.	Std. Ctn. Qty.
F512D5-5M1Y	Female MTP* to female MTP* 12-fiber interconnect cable assembly (one female MTP* connector on each end on ribbon interconnect cable) – 50/125µm.	1	1	10

^Additional lengths and availability: Interconnect cable assemblies are available in 1 – 10 meter lengths in 1 meter increments, and 15, 20, 25 and 30 meter lengths. To order lengths other than 1 meter, replace the 1 after the M (F512D5-5M1Y) with the desired length (F512D5-5M2Y for 2 meter length). The above lengths are stock items. For other lengths or male MTPs*, contact Customer Service for actual lead times.

For MTP* Connector Cleaning Tools, see page C.107.

*MTP is a registered trademark of US Conec Ltd.

Cable Labels for QuickNet™ MTP* Interconnect Cable Assemblies – Multimode 50/125µm (OM2)



Suggested Label Solutions for TIA/EIA-606-A Compliance				
Cable Assembly Part Number	Laser/Ink Jet Desktop Printer Label	TDP43ME Thermal Transfer Desktop Printer Label	PanTher™ LS8E Hand-Held Printer Label	Cougar™ LS9 Hand-Held Printer Label
F512D5-5M*Y	S100X220YAJ and NWSLC-7Y‡	S100X225VATY and NWSLC-7Y‡	S100X220VAC and NWSLC-7Y‡	T100X000CBC-BK and NWSLC-7Y

For complete labeling solutions and product information, reference charts on pages O.1 – O.18.

‡For complete information on fiber optic cable identification solutions, reference page C.92.

*MTP is a registered trademark of US Conec Ltd.

QuickNet™ MTP* Interconnect Cable Assemblies – Multimode 62.5/125µm (OM1)

- Pass all TIA/EIA-568-B.3 performance requirements
- FOCIS-5 compliant
- Insertion loss per mated pair: 0.50dB typical; 0.75dB max.
- Factory terminated and 100% tested for insertion loss
- Insertion loss data recorded for every multimode cable assembly
- Lifetime traceability of test data to a Q.C. number on each cable assembly



F612D5-5M*Y

Part Number	Part Description	Length (m) [^]	Std. Pkg. Qty.	Std. Ctn. Qty.
4-Fiber Interconnect Cable Assembly – Female MTP* to Female MTP*				
F64D5-5M1Y	Female MTP* to female MTP* 4-fiber interconnect cable assembly (one female MTP* connector on each end on ribbon interconnect cable) – 62.5/125µm. Outside diameter: 5mm x 2.5mm.	1	1	10
6-Fiber Interconnect Cable Assembly – Female MTP* to Female MTP*				
F66D5-5M1Y	Female MTP* to female MTP* 6-fiber interconnect cable assembly (one female MTP* connector on each end on ribbon interconnect cable) – 62.5/125µm. Outside diameter: 5mm x 2.5mm.	1	1	10
8-Fiber Interconnect Cable Assembly – Female MTP* to Female MTP*				
F68D5-5M1Y	Female MTP* to female MTP* 8-fiber interconnect cable assembly (one female MTP* connector on each end on ribbon interconnect cable) – 62.5/125µm. Outside diameter: 5mm x 2.5mm.	1	1	10
12-Fiber Interconnect Cable Assembly – Female MTP* to Female MTP*				
F612D5-5M1Y	Female MTP* to female MTP* twelve strand fiber optic cable assembly (one female MTP* connector on each end on ribbon interconnect cable) 62.5/125µm. Outside diameter: 5mm x 2.5mm.	1.0	1	10

[^]Additional lengths and availability: 12-fiber interconnect cable assemblies are available in 1 – 10 meter lengths in 1 meter increments, and 15, 20, 25 and 30 meter lengths. All other cable assemblies above are available in 1, 2, 3 and 10 meter lengths. To order lengths other than 1 meter, replace the 1 after the M (F612D5-5M1Y) with the desired length (F612D5-5M2Y for 2 meter length). The above lengths are stock items. For other lengths or male MTPs*, contact Customer Service for actual lead times.

For MTP* Connector Cleaning Tools, see page C.107.

*MTP is a registered trademark of US Conec Ltd.

Cable Labels for QuickNet™ MTP* Interconnect Cable Assemblies – Multimode 62.5/125µm (OM1)



Suggested Label Solutions for TIA/EIA-606-A Compliance

Cable Assembly Part Number	Laser/Ink Jet Desktop Printer Label	TDP43ME Thermal Transfer Desktop Printer Label	PanTher™ LS8 Hand-Held Printer Label	Cougar™ LS9 Hand-Held Printer Label
All MTP* Interconnect Cable Assemblies on this page	S100X220YAJ and NWSLC-7Y‡	S100X225VATY and NWSLC-7Y‡	S100X220VAC and NWSLC-7Y‡	T100X000CBC-BK and NWSLC-7Y

For complete labeling solutions and product information, reference charts on pages O.1 – O.18.

‡For complete information on fiber optic cable identification solutions, reference page C.92.

*MTP is a registered trademark of US Conec Ltd.

QuickNet™ MTP* Interconnect Cable Assemblies – Singlemode 9/125µm (OS1/OS2)

- Pass all TIA/EIA-568-B.3 performance requirements
- FOCIS-5 compliant
- 100% factory inspected end face geometry (SC, ST, and FJ® end faces are 100% inspected in compliance with Telcordia GR-326-CORE, Issue 3)
- Insertion loss per mated pair: 0.50dB typical; 0.75dB max.
- 8-degree APC polish (55dB minimum Return Loss) on singlemode MTP* and UPC polish (55dB minimum Return Loss) on singlemode SC, ST, and FJ® satisfy high-speed network application requirements
- Factory terminated and 100% tested for insertion loss and return loss
- Insertion loss and return loss data recorded for every singlemode cable assembly
- Lifetime traceability of test data to a Q.C. number on each cable assembly



F912D5-5M*Y

Part Number	Part Description	Length (m)^	Std. Pkg. Qty.	Std. Ctn. Qty.
4-Fiber Interconnect Cable Assembly – Female MTP* to Female MTP*				
F94D5-5M1Y	Female MTP* to female MTP* 4-fiber interconnect cable assembly (one female MTP* connector on each end on ribbon interconnect cable) – 9/125µm. Outside diameter: 5mm x 2.5mm.	1	1	10
6-Fiber Interconnect Cable Assembly – Female MTP* to Female MTP*				
F96D5-5M1Y	Female MTP* to female MTP* 6-fiber interconnect cable assembly (one female MTP* connector on each end on ribbon interconnect cable) – 9/125µm. Outside diameter: 5mm x 2.5mm.	1	1	10
8-Fiber Interconnect Cable Assembly – Female MTP* to Female MTP*				
F98D5-5M1Y	Female MTP* to female MTP* 8-fiber interconnect cable assembly (one female MTP* connector on each end on ribbon interconnect cable) – 9/125µm. Outside diameter: 5mm x 2.5mm.	1	1	10
12-Fiber Interconnect Cable Assembly – Female MTP* to Female MTP*				
F912D5-5M1Y	Female MTP* to female MTP* twelve strand fiber optic cable assembly (one female MTP* connector on each end on ribbon interconnect cable) 9/125µm. Outside diameter: 5mm x 2.5mm.	1.0	1	10

^Additional lengths and availability: 12-fiber interconnect cable assemblies are available in 1 – 10 meter lengths in 1 meter increments, and 15, 20, 25 and 30 meter lengths. All other cable assemblies above are available in 1, 2, 3 and 10 meter lengths. To order lengths other than 1 meter, replace the 1 after the M (F912D5-5M1Y) with the desired length (F912D5-5M2Y for 2 meter length). The above lengths are stock items. For other lengths or male MTPs*, contact Customer Service for actual lead times.

For MTP* Connector Cleaning Tools, see page C.107.

*MTP is a registered trademark of US Conec Ltd.

Cable Labels for QuickNet™ MTP* Interconnect Cable Assemblies – Singlemode 9/125µm (OS1/OS2)



Suggested Label Solutions for TIA/EIA-606-A Compliance				
Cable Assembly Part Number	Laser/Ink Jet Desktop Printer Label	TDP43ME Thermal Transfer Desktop Printer Label	PanTher™ LS8E Hand-Held Printer Label	Cougar™ LS9 Hand-Held Printer Label
All MTP* Interconnect Cable Assemblies	S100X220YAJ and NWSLC-7Y‡	S100X225VATY and NWSLC-7Y‡	S100X220VAC and NWSLC-7Y‡	T100X000CBC-BK and NWSLC-7Y

For complete labeling solutions and product information, reference charts on pages O.1 – O.18.

‡For complete information on fiber optic cable identification solutions, reference page C.92.

*MTP is a registered trademark of US Conec Ltd.

NEW!**QuickNet™ MTP* Interconnect Round Cable Assemblies – Multimode 10Gig™ 50/125µm (OM3 and OM4)**

- Pass all TIA/EIA-568-B.3 performance requirements
- FOCIS-5 compliant
- Insertion loss per mated pair: 0.50dB typical; 0.75dB max.
- Tested per IEEE 802.3ae 10 GbE to support network transmission speeds up to 10 Gb/s for link lengths up to 300 meters for OM3 and up to 550 meters for OM4 at 850nm with 50/125µm (OM3 and OM4) laser optimized fiber
- Backward compatible with all 50/125µm (OM2) MPO or MTP* system requirements
- Factory terminated and 100% tested for insertion loss
- Insertion loss and return loss data recorded for every 10Gig™ Multimode Interconnect Round Cable Assembly
- Lifetime traceability of test data to a Q.C. number on each cable assembly



FXN0505RTPM*

Part Number	Part Description	Color	Std. Pkg. Qty.	Std. Ctn. Qty.
MTP* Interconnect Round Cable Assemblies – 10Gig™ OM4				
FZN0505RTPM001	12-fiber OM4 plenum rated female MTP*/MPO – female MTP*/MPO interconnect round cable assembly.	Aqua	1	10
MTP* Interconnect Round Cable Assemblies – 10Gig™ OM3				
FXN0505RTPM001	12-fiber OM3 plenum rated female MTP*/MPO – female MTP*/MPO interconnect round cable assembly.	Aqua	1	10
Optimized MTP* Interconnect Round Cable Assemblies – 10Gig™ OM4				
FZP0505RTPM001	12-fiber OM4 optimized plenum rated female MTP*/MPO – female MTP*/MPO interconnect round cable assembly.	Aqua	1	10
Optimized MTP* Interconnect Round Cable Assemblies – 10Gig™ OM3				
FXP0505RTPM001	12-fiber OM3 optimized plenum rated female MTP*/MPO – female MTP*/MPO interconnect round cable assembly.	Aqua	1	10

*Additional lengths and availability: Interconnect round cable assemblies are available from 1 to 100ft. in 1ft. increments and available from 1 to 50m in 1m increments. To order lengths other than 1ft or meter, replace the 1 after the F or M with the desired length. Ex: FZN0505RTPM001 to FZN0505RTPM002 for 2 meter length. Interconnect round cable assemblies are also available in LSZH (low smoke zero halogen).

For MTP* Connector Cleaning Tools, see page C.105.

*MTP is a registered trademark of US Conec Ltd.

NEW!**QuickNet™ MTP* Interconnect Round Cable Assemblies – Singlemode 9µm (OS1/OS2)**

- Pass all TIA/EIA-568-B.3 performance requirements
- FOCIS-5 compliant
- 100% factory inspected end face geometry is 100% inspected in compliance with Telcordia GR-326-CORE, Issue 3)
- Insertion loss per mated pair: 0.50dB typical; 0.75dB max.
- 8-degree APC polish (55dB minimum Return Loss) on singlemode MTP* satisfies high-speed network application requirements
- Factory terminated and 100% tested for insertion loss and return loss
- Insertion loss and return loss data recorded for every singlemode cable assembly
- Lifetime traceability of test data to a Q.C. number on each cable assembly



Part Number	Part Description	Color	Std. Pkg. Qty.	Std. Ctn. Qty.
MTP* Interconnect Round Cable Assemblies – Singlemode 9µm OS1/OS2				
F9N0505RTPM001	12-fiber 9µm plenum rated female MTP*/MPO – female MTP*/MPO interconnect round cable assembly.	Yellow	1	10

*Additional lengths and availability: Interconnect round cable assemblies are available from 1 to 100ft. in 1ft. increments and available from 1 to 50m in 1m increments. To order lengths other than 1ft or meter, replace the 1 after the F or M with the desired length. Ex: F9N0505RTPM001 to F9N0505RTPM002 for 2 meter length. Interconnect round cable assemblies are also available in LSZH (low smoke zero halogen).

For MTP* Connector Cleaning Tools, see page C.105.

*MTP is a registered trademark of US Conec Ltd.

QuickNet™ MTP* Trunk Cable Assemblies

- Connectivity meets or exceeds TIA/EIA-568-B.3 and ISO/IEC 11801 performance requirements
- Jacketed cable is compliant with NFPA 262 (OFNP) flame rating
- MTP* (12-fiber) connectors are FOCIS-5 compliant
- Insertion loss per mated pair: 0.50dB typical, 0.75dB max.
- Panduit proprietary MTP* polishing provides low insertion loss and high return loss, minimizing variability for improved channel link loss performance
- Factory terminated and 100% tested for insertion loss (test data supplied with each assembly); singlemode and 10Gig™ Multimode Trunk Cable Assemblies are also tested for return loss
- TIA/EIA-568-B.1-7 (Method A) standards based polarity supports 10 Gb/s, multimode, and singlemode fiber types, and allows infrastructure backwards compatibility for component interchangeability and a lower cost of ownership
- 10Gig™ laser optimized fiber is tested per IEEE 802.3ae 10 GbE to support network transmission speeds up to 10 Gb/s for link lengths up to 300 meters at 850nm
- Application specific designs available to tailor configuration, reach, and breakout construction to application requirements; for more information contact Panduit or visit www.panduit.com



FSPX2455F***A

Part Number	Part Description	Length (Ft.) [^]	Std. Pkg. Qty.
Female MTP* to Female MTP* – 10Gig™ OM3 Multimode Plenum Trunk Cable Assemblies			
FSPX1255F100A	Female MTP* to female MTP* 12-fiber 10Gig™ 50/125µm OM3 Multimode Plenum Rated Trunk Cable Assembly with pulling eye on one end.	100	1
FSPX1255F150A	Female MTP* to female MTP* 12-fiber 10Gig™ 50/125µm OM3 Multimode Plenum Rated Trunk Cable Assembly with pulling eye on one end.	150	1
FSPX1255F200A	Female MTP* to female MTP* 12-fiber 10Gig™ 50/125µm OM3 Multimode Plenum Rated Trunk Cable Assembly with pulling eye on one end.	200	1
FSPX2455F100A	Female MTP* to female MTP* 24-fiber 10Gig™ 50/125µm OM3 Multimode Plenum Rated Trunk Cable Assembly with pulling eye on one end.	100	1
FSPX2455F150A	Female MTP* to female MTP* 24-fiber 10Gig™ 50/125µm OM3 Multimode Plenum Rated Trunk Cable Assembly with pulling eye on one end.	150	1
FSPX2455F200A	Female MTP* to female MTP* 24-fiber 10Gig™ 50/125µm OM3 Multimode Plenum Rated Trunk Cable Assembly with pulling eye on one end.	200	1
FSPX4855F100A	Female MTP* to female MTP* 48-fiber 10Gig™ 50/125µm OM3 Multimode Plenum Rated Trunk Cable Assembly with pulling eye on one end.	100	1
FSPX4855F150A	Female MTP* to female MTP* 48-fiber 10Gig™ 50/125µm OM3 Multimode Plenum Rated Trunk Cable Assembly with pulling eye on one end.	150	1
FSPX4855F200A	Female MTP* to female MTP* 48-fiber 10Gig™ 50/125µm OM3 Multimode Plenum Rated Trunk Cable Assembly with pulling eye on one end.	200	1

[^]Additional lengths and availability: The above lengths and configurations are stock items. For other lengths or configurations, contact Customer Service for actual lead times.

For MTP* Connector Cleaning Tools, see page C.109.

*MTP is a registered trademark of US Conec Ltd.

Additional lengths and availability: Trunk cable assemblies are available from 40 to 200 ft. in 5 ft. increments in OM3 and OM4 plenum rated. Ex: FSPX1255F040A (40ft. length) to FSPX1255F100A 100ft. length.)

Table continues on page C.98

QuickNet™ MTP* Trunk Cable Assemblies (continued)**FSP52455F***A**

Part Number	Part Description	Length (Ft.) [^]	Std. Pkg. Qty.
Female MTP* to Female MTP* – OM2 Multimode Plenum Trunk Cable Assemblies			
FSP51255F100A	Female MTP* to female MTP* 12-fiber 50/125µm OM2 multimode plenum rated trunk cable assembly with pulling eye on one end.	100	1
FSP51255F150A	Female MTP* to female MTP* 12-fiber 50/125µm OM2 multimode plenum rated trunk cable assembly with pulling eye on one end.	150	1
FSP51255F200A	Female MTP* to female MTP* 12-fiber 50/125µm OM2 multimode plenum rated trunk cable assembly with pulling eye on one end.	200	1
FSP52455F100A	Female MTP* to female MTP* 24-fiber 50/125µm OM2 multimode plenum rated trunk cable assembly with pulling eye on one end.	100	1
FSP52455F150A	Female MTP* to female MTP* 24-fiber 50/125µm OM2 multimode plenum rated trunk cable assembly with pulling eye on one end.	150	1
FSP52455F200A	Female MTP* to female MTP* 24-fiber 50/125µm OM2 multimode plenum rated trunk cable assembly with pulling eye on one end.	200	1
FSP54855F100A	Female MTP* to female MTP* 48-fiber 50/125µm OM2 multimode plenum rated trunk cable assembly with pulling eye on one end.	100	1
FSP54855F150A	Female MTP* to female MTP* 48-fiber 50/125µm OM2 multimode plenum rated trunk cable assembly with pulling eye on one end.	150	1
FSP54855F200A	Female MTP* to female MTP* 48-fiber 50/125µm OM2 multimode plenum rated trunk cable assembly with pulling eye on one end.	200	1

Female MTP* to Female MTP* – OS1/OS2 Singlemode Plenum Trunk Cable Assemblies

FSP91255F100A	Female MTP* to female MTP* 12-fiber 9/125µm OS1/OS2 singlemode plenum rated trunk cable assembly with pulling eye on one end.	100	1
FSP91255F150A	Female MTP* to female MTP* 12-fiber 9/125µm OS1/OS2 singlemode plenum rated trunk cable assembly with pulling eye on one end.	150	1
FSP91255F200A	Female MTP* to female MTP* 12-fiber 9/125µm OS1/OS2 singlemode plenum rated trunk cable assembly with pulling eye on one end.	200	1
FSP92455F100A	Female MTP* to female MTP* 24-fiber 9/125µm OS1/OS2 singlemode plenum rated trunk cable assembly with pulling eye on one end.	100	1
FSP92455F150A	Female MTP* to female MTP* 24-fiber 9/125µm OS1/OS2 singlemode plenum rated trunk cable assembly with pulling eye on one end.	150	1
FSP92455F200A	Female MTP* to female MTP* 24-fiber 9/125µm OS1/OS2 singlemode plenum rated trunk cable assembly with pulling eye on one end.	200	1
FSP94855F100A	Female MTP* to female MTP* 48-fiber 9/125µm OS1/OS2 singlemode plenum rated trunk cable assembly with pulling eye on one end.	100	1
FSP94855F150A	Female MTP* to female MTP* 48-fiber 9/125µm OS1/OS2 singlemode plenum rated trunk cable assembly with pulling eye on one end.	150	1
FSP94855F200A	Female MTP* to female MTP* 48-fiber 9/125µm OS1/OS2 singlemode plenum rated trunk cable assembly with pulling eye on one end.	200	1

[^]Additional lengths and availability: The above lengths and configurations are stock items. For other lengths or configurations, contact Customer Service for actual lead times.

For MTP* Connector Cleaning Tools, see page C.107.

*MTP is a registered trademark of US Conec Ltd.

Opti-Core® Traditional Trunk Cable Assemblies

- Connectivity meets or exceeds TIA/EIA-568-B.3 and ISO/IEC 11801 performance requirements
- LC and SC connector housing and boot colors follow TIA/EIA-568-C.3 suggested color identification scheme
- Jacketed cable is compliant with UL1666 (OFNR) or NFPA 262 (OFNP) flame rating
- Insertion loss per mated pair: 0.10dB typical, 0.30dB max. (multimode); 0.25dB typical, 0.50dB max. (singlemode)
- Traditional connectors (Panduit LC, SC, and ST) provide design flexibility throughout the data center
- Factory terminated and 100% tested for insertion loss (test data supplied with each assembly); singlemode and 10Gig™ Multimode Trunk Cable Assemblies are also tested for return loss
- 10Gig™ laser optimized fiber is tested per IEEE 802.3ae 10 GbE to support network transmission speeds up to 10 Gb/s for link lengths up to 300 meters at 850nm
- Application specific designs available to tailor configuration, reach, and breakout construction to application requirements; for more information contact Panduit or visit www.panduit.com



FSP51211F***A

Part Number	Part Description	Length (Ft.) [^]	Std. Pkg. Qty.
LC to LC Simplex – 10Gig™ OM3 Multimode Plenum Trunk Cable Assemblies			
FSPX1211F100A	LC to LC simplex 12-fiber 10Gig™ 50/125µm OM3 Multimode Plenum Rated Trunk Cable Assembly with pulling eye on one end.	100	1
FSPX1211F150A	LC to LC simplex 12-fiber 10Gig™ 50/125µm OM3 Multimode Plenum Rated Trunk Cable Assembly with pulling eye on one end.	150	1
FSPX1211F200A	LC to LC simplex 12-fiber 10Gig™ 50/125µm OM3 Multimode Plenum Rated Trunk Cable Assembly with pulling eye on one end.	200	1
FSPX2411F100A	LC to LC simplex 24-fiber 10Gig™ 50/125µm OM3 Multimode Plenum Rated Trunk Cable Assembly with pulling eye on one end.	100	1
FSPX2411F150A	LC to LC simplex 24-fiber 10Gig™ 50/125µm OM3 Multimode Plenum Rated Trunk Cable Assembly with pulling eye on one end.	150	1
FSPX2411F200A	LC to LC simplex 24-fiber 10Gig™ 50/125µm OM3 Multimode Plenum Rated Trunk Cable Assembly with pulling eye on one end.	200	1
FSPX4811F100A	LC to LC simplex 48-fiber 10Gig™ 50/125µm OM3 Multimode Plenum Rated Trunk Cable Assembly with pulling eye on one end.	100	1
FSPX4811F150A	LC to LC simplex 48-fiber 10Gig™ 50/125µm OM3 Multimode Plenum Rated Trunk Cable Assembly with pulling eye on one end.	150	1
FSPX4811F200A	LC to LC simplex 48-fiber 10Gig™ 50/125µm OM3 Multimode Plenum Rated Trunk Cable Assembly with pulling eye on one end.	200	1

[^]Additional lengths and availability: The above lengths and configurations are stock items. For other lengths or configurations, contact Customer Service for actual lead times.

Table continues on page C.100

Opti-Core[®] Traditional Trunk Cable Assemblies (continued)

Part Number	Part Description	Length (Ft.) [^]	Std. Pkg. Qty.
LC to LC Simplex – OM2 Multimode Plenum Trunk Cable Assemblies			
FSP51211F100A	LC to LC simplex 12-fiber 50/125µm OM2 multimode plenum rated trunk cable assembly with pulling eye on one end.	100	1
FSP51211F150A	LC to LC simplex 12-fiber 50/125µm OM2 multimode plenum rated trunk cable assembly with pulling eye on one end.	150	1
FSP51211F200A	LC to LC simplex 12-fiber 50/125µm OM2 multimode plenum rated trunk cable assembly with pulling eye on one end.	200	1
FSP52411F100A	LC to LC simplex 24-fiber 50/125µm OM2 multimode plenum rated trunk cable assembly with pulling eye on one end.	100	1
FSP52411F150A	LC to LC simplex 24-fiber 50/125µm OM2 multimode plenum rated trunk cable assembly with pulling eye on one end.	150	1
FSP52411F200A	LC to LC simplex 24-fiber 50/125µm OM2 multimode plenum rated trunk cable assembly with pulling eye on one end.	200	1
FSP54811F100A	LC to LC simplex 48-fiber 50/125µm OM2 multimode plenum rated trunk cable assembly with pulling eye on one end.	100	1
FSP54811F150A	LC to LC simplex 48-fiber 50/125µm OM2 multimode plenum rated trunk cable assembly with pulling eye on one end.	150	1
FSP54811F200A	LC to LC simplex 48-fiber 50/125µm OM2 multimode plenum rated trunk cable assembly with pulling eye on one end.	200	1
LC to LC Simplex – OS1/OS2 Singlemode Plenum Trunk Cable Assemblies			
FSP91211F100A	LC to LC simplex 12-fiber 9/125µm OS1/OS2 singlemode plenum rated trunk cable assembly with pulling eye on one end.	100	1
FSP91211F150A	LC to LC simplex 12-fiber 9/125µm OS1/OS2 singlemode plenum rated trunk cable assembly with pulling eye on one end.	150	1
FSP91211F200A	LC to LC simplex 12-fiber 9/125µm OS1/OS2 singlemode plenum rated trunk cable assembly with pulling eye on one end.	200	1
FSP92411F100A	LC to LC simplex 24-fiber 9/125µm OS1/OS2 singlemode plenum rated trunk cable assembly with pulling eye on one end.	100	1
FSP92411F150A	LC to LC simplex 24-fiber 9/125µm OS1/OS2 singlemode plenum rated trunk cable assembly with pulling eye on one end.	150	1
FSP92411F200A	LC to LC simplex 24-fiber 9/125µm OS1/OS2 singlemode plenum rated trunk cable assembly with pulling eye on one end.	200	1
FSP94811F100A	LC to LC simplex 48-fiber 9/125µm OS1/OS2 singlemode plenum rated trunk cable assembly with pulling eye on one end.	100	1
FSP94811F150A	LC to LC simplex 48-fiber 9/125µm OS1/OS2 singlemode plenum rated trunk cable assembly with pulling eye on one end.	150	1
FSP94811F200A	LC to LC simplex 48-fiber 9/125µm OS1/OS2 singlemode plenum rated trunk cable assembly with pulling eye on one end.	200	1

[^]Additional lengths and availability: The above lengths and configurations are stock items. For other lengths or configurations, contact Customer Service for actual lead times.

OptiCam® Pre-Polished Cam Fiber Optic Termination Kits

- For termination of all Panduit® OptiCam® Pre-Polished Connectors
- OptiCam® Termination Tool simplifies tooling and termination, and virtually eliminates operator error by providing visual indication of proper termination after the cam step has been completed
- No adhesive or electricity required for termination
- Include installation instructions and stripping templates for all Panduit® OptiCam® Pre-Polished Connectors; also available on www.panduit.com



FCAMKIT



FPPKIT-CVY

Part Number	Part Description	Std. Pkg. Qty.
OptiCam® Pre-Polished Cam Termination Kit		
FCAMKIT	Tools, consumables, installation instructions and stripping templates necessary for termination of all Panduit® OptiCam® Pre-Polished Cam Connectors.	1
OptiCam® Conversion Kit – Converts Opti-Crimp® Termination Kit for OptiCam® Termination		
FPPKIT-CVY	Converts Opti-Crimp® Termination Kits with the additional tools, installation instructions, and stripping templates required for termination of all Panduit® OptiCam® Pre-Polished Cam Connectors; includes OptiCam® Termination Tool and cradles, and FVFLPC-2.5SMY and FVFLPC-1.25SMY patch cords.	1
Cleaning Consumables Kit		
FCLEANKIT	Replenishes the cleaning consumables required for termination of all fiber optic connectors; includes all of the same cleaning consumable items that are included in all Panduit termination kits.	1
Field Polish Kit Upgrade for OptiCam® Connector Termination		
FIELDKITUPG	Upgrades FIELDKIT with the additional tools, consumables, installation instructions and stripping templates required for termination of all Panduit® OptiCam® Pre-Polished Cam Connectors.	1

For field polish termination kits, see page C.103, C.104.

Components for OptiCam® Pre-Polished Cam Termination Kits



OCTT



Part Number	Part Description	Std. Pkg. Qty.	Std. Ctn. Qty.
Tools (included in FCAMKIT)			
FKITCASE	Case for fiber termination kits.	1	—
CST115	Fiber cable jacket stripper.	1	—
FALC	Alcohol bottle (empty).	1	10
FBFSP	Fiber buffer stripper.	1	10
FSCDVR	Screwdriver.	1	50
FGLS	Safety glasses.	1	10
FTWZR	Tweezers.	1	10
FWBTL	Water bottle (empty).	1	10
FKS	Fiber Kevlar shears.	1	10
FWRKMAT	Fiber safe workmat.	1	10
Tools (included in FCAMKIT and FIELDKITUPG)			
FJQCVR	Fiber cleaver tool.	1	10
OCTT	OptiCam® Termination Tool; includes batteries, pouch, and two cradles for each OptiCam® Connector – LC, SC, and ST (patch cords available separately).	1	—
FVFLPC-2.5SMY	Patch cord for all OptiCam® 2.5mm ferrule connectors (SC & ST).	1	10
FVFLPC-1.25SMY	Patch cord for all OptiCam® 1.25mm ferrule connectors (LC).	1	10
Cleaning Consumables (included in FCAMKIT and FCLEANKIT)			
FWP-C	Lint-free wipes.	100	1000
FSWB-C	Cleaning swabs.	100	1000
FSTY	Safety stickers for fiber scraps.	1	10
PFX-0	Permanent marking pen, fine tip, black ink (one included in each kit).	12	144
Replacement Parts			
FJQCVRB	Replacement blade for FJQCVR.	1	10
FSCC	Tool cradles for SC OptiCam® Connectors (two per package).	1	—
FLCC	Tool cradles for LC OptiCam® Connectors (two per package).	1	—
FSTC	Tool cradles for ST OptiCam® Connectors (two per package).	1	—

Field Polish Fiber Optic Termination Kits

- For termination of all Panduit field polish connectors
- Fast acting adhesive; no long curing epoxy required for termination
- Kit provides consumables for terminating up to 200 field polish connectors
- Include installation instructions and stripping templates for all Panduit field polish connectors; also available on www.panduit.com

**FIELDKIT**

Part Number	Part Description	Std. Pkg. Qty.
Field Polish Termination Kits		
FIELDKIT	Tools, consumables, installation instructions and stripping templates necessary for termination of all Panduit field polish connectors; includes FHSC heat shrink curing tool – 110VAC, 60Hz.	1
FIELDKIT-G	Tools, consumables, installation instructions and stripping templates necessary for termination of all Panduit field polish connectors; includes FHSC-W heat shrink curing tool – 230VAC, 50Hz.	1
Field Polish Consumables Refurbishment Kit		
FIELDKITRFB	Replenishes the field polish consumables required for termination of all field polish connectors; includes all of the same consumable items as the FIELDKIT or FIELDKIT-G field polish termination kit.	1
Cleaning Consumables Kit		
FCLEANKIT	Replenishes the cleaning consumables required for termination of all fiber optic connectors; includes all of the same cleaning consumable items that are included in all Panduit termination kits.	1
OptiCam[®] Kit Upgrade for Field Polish Connector Termination		
FCAMKITUPG	Upgrades FCAMKIT with the additional tools, consumables, installation instructions and stripping templates required for termination of all Panduit field polish connectors; includes FHSC heat shrink curing tool – 110VAC, 60Hz.	1
FCAMKITUPG-G	Upgrades FCAMKIT with the additional tools, consumables, installation instructions and stripping templates required for termination of all Panduit field polish connectors; includes FHSC-W heat shrink curing tool – 230VAC, 50Hz.	1

For OptiCam[®] Pre-Polished Cam Termination Kits, see page C.101.

Components for Field Polish Fiber Optic Termination Kits

Part Number	Part Description	Std. Pkg. Qty.	Std. Ctn. Qty.
Tools (included in FIELDKIT and FIELDKIT-G)			
FKITCASE	Case for fiber termination kits.	1	—
CST115	Fiber cable jacket stripper.	1	—
FALC	Alcohol bottle (empty).	1	10
FBFSP	Fiber buffer stripper.	1	10
FSCDVR	Screwdriver.	1	50
FGLS	Safety glasses.	1	10
FTWZR	Tweezers.	1	10
FWBTL	Water bottle (empty).	1	10
FKS	Fiber Kevlar shears.	1	10
FWRKMAT	Fiber safe workmat.	1	10
Tools (included in FIELDKIT, FIELDKIT-G, FCAMKITUPG and FCAMKITUPG-G)			
FSCRIBE	Carbide scribe.	1	10
FLCASC	1.25mm adapter for FSCOPE.	1	—
FLOUPEX10	Eye loupe (10x).	1	—
FCRP5	Crimp tool (hex sizes: 0.048", 0.100", 0.128", 0.151", 0.190").	1	—
FLPT	Crimp tool required for 1.6mm/2.0mm jacketed cable termination.	1	—
FJPKGU	Universal polishing puck (2.5mm ferrule).	1	10
FLCPK	LC polishing puck (1.25mm ferrule).	1	—
FPAD	Fiber polishing pad (70 durometer).	1	10
FLCPAD	Polishing pad and plate (85 durometer).	1	10
FHSCT	Heat shrink curing tool (110VAC, 60Hz) required for 1.6mm/2.0mm jacketed cable termination (included in FIELDKIT and FCAMKITUPG).	1	—
FHSCT-W	Heat shrink curing tool (230VAC, 50Hz) required for 1.6mm/2.0mm jacketed cable termination (included in FIELDKIT-G and FCAMKITUPG-G).	1	—
Field Polish Consumables (included in FIELDKIT, FIELDKIT-G, FIELDKITRFB, FCAMKITUPG and FCAMKITUPG-G)			
FSYR-X	Syringes with needle tips.	10	50
FPWIRE	Piano wire.	1	10
LJSL4-Y3-2.5	Cable labels.	1	10
FJPMR	Primer (50ml).	1	10
FJPHY	Anaerobic adhesive (10ml).	1	10
FPP5-L	5µm polishing paper (AL ₂ O ₃).	50	250
FPF1-V	1µm diamond polishing film.	5	50
FLCFPLF-X	0.05µm lapping film.	10	—
Cleaning Consumables (included in FIELDKIT, FIELDKIT-G, FIELDKITRFB and FCLEANKIT)			
FWP-C	Lint-free wipes.	100	1000
FSWB-C	Cleaning swabs.	100	1000
FSTY	Safety stickers for fiber scraps.	1	10
PFX-0	Permanent marking pen – fine tip (one included in each kit).	12	144
Replacement Parts			
FSCRBLD	Replacement blade for carbide scribe.	1	10

MTP* Connector Cleaning Tools

- All tools feature a dry cloth cleaning system with an ultra clean micro-fiber cloth that captures debris and contamination
- Anti-static cloth minimizes additional debris from being attracted to connector surfaces
- Densely woven, robust cloth doesn't fray or leave fibrous materials behind
- Easy-to-install replacement reels are available for reel type MTP* connector cleaning tools (FMTPFCT and FMTPMFCT) for continuous cleaning without the need for tool replacement
- QuickNet™ Cassette MTP* Connector Cleaning Tool is designed to clean MTP* connectors inside QuickNet™ Cassettes, adapters, faceplates or bulkheads
- QuickNet™ Cassette MTP* Connector Cleaning Tool's unique design enables cleaning of male (with pins) or female (without pins) MTP* connectors
- All tools and refills can be used to clean 400 MTP* or MPO connectors



FMTPFCT



FMTPMFCT



FIBCCCT



FMTPRR6

Part Number	Part Description	Std. Pkg. Qty.
-------------	------------------	----------------

Reel Type MTP* Connector Cleaning Tools

FMTPFCT	Reel type MTP* connector cleaning tool for cleaning MTP* female connectors (without pins).	1
FMTPMFCT	Reel type MTP* connector cleaning tool for cleaning MTP* male connectors (with pins).	1

QuickNet™ Cassette MTP* Connector Cleaning Tool

FIBCCCT	QuickNet™ Cassette MTP* connector cleaning tool for cleaning MTP* connectors inside QuickNet™ Cassettes, adapters, faceplates or bulkheads.	1
---------	---	---

Cleaning Reel Refill for Reel Type MTP* Connector Cleaning Tools

FMTPRR6	Cleaning reel refill for FMTPFCT and FMTPMFCT reel type MTP* connector cleaning tools (includes six reels).	1
---------	---	---

*MTP is a registered trademark of US Conec Ltd.

Patch Cord Removal Tool

- Tool arms allow the installer to pass over cabling which interferes with accessibility
- Compatible with copper and fiber patch cords in adapter panels, pre-terminated cassettes, and enclosures
- Optional flashlight kit (KPCRT-FL) attaches to top of tool



PCRT1



KPCRT-FL

Part Number	Part Description	Std. Pkg. Qty.
PCRT1	Easily removes copper and fiber patch cords in dense rack installations.	1
KPCRT1-FL	Flashlight kit for patch cord removal tool (PCRT1).	1

Opticom® High-Density Connector and Patch Cord Removal Tool

- Provides easy access for inserting and removing connectors to minimize adjacent connector disturbance, especially in high-density applications
- Used with simplex and duplex LC and SC connectors in fiber adapter panels, pre-terminated cassettes, and enclosures
- Tool includes end effectors for LC connectors and a carrying case for storage and transportation
- Removable end effectors for SC or LC connectors and LED light for working in dimly lit areas are available separately



HDCRT



KHDCRT-FL



KHDCRT-SCE

Part Number	Part Description	Std. Pkg. Qty.
Opticom® High-Density Connector Removal Tool		
HDCRT	High-density connector removal tool includes end effector for simplex and duplex LC connectors.	1
Accessories		
KHDCRT-FL	Flashlight kit for HDCRT tool.	1
KHDCRT-SCE	End effector for simplex and duplex SC connectors.	1
KHDCRT-LCE	Replacement end effector for simplex and duplex LC connectors.	1