

“Stay Connected” with



Bushings, Grommets, HEYcaps & Plugs

a PennEngineering® Company



## Heyco® Double D Hole Plugs

For Mounting Holes with Flats

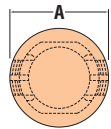
Multiple Locking Steps for Panel Thickness up to .125" (3,2 mm)

PANEL DIMENSIONS				PART NO.		DESCRIPTION	PART DIMENSIONS			
D		C		Black	White		A		B	
Mounting Hole Dia.		To Prevent Rotation				Head Diameter		Overall Height		
in.	mm.	in.	mm.			in.	mm.	in.	mm.	
.375	9,5	.345	8,8	<b>2617</b>	<b>2618</b>	DP 375*	.47	11,9		
.437	11,1	.390	9,9	<b>2488</b>	<b>2489</b>	DD 437-390	.53	13,5		
.500	12,7	.445	11,3	<b>2491</b>	<b>2492</b>	DD 500-445	.55	14,7	.41	10,3
.562	14,3	.530	13,5	<b>2494</b>	<b>2495</b>	DD 562-530	.66	16,7		
.625	15,9	.550	14,0	<b>2497</b>	<b>2498</b>	DD 625-550	.73	18,5		
.750	19,1	.625	15,9	<b>2503</b>	<b>2504</b>	DD 750-625	.92	23,4		
.875	22,2	.770	19,5	<b>2509</b>	<b>2510</b>	DD 875-770	1.02	25,8		
				<b>2511</b>	-	DD 875-770-9**	.94	23,8	.45	11,5
1.109	28,2	1.000	25,4	<b>2717</b>	<b>2718</b>	DD 1109-1000	1.22	30,9		
2.000	50,8	1.875	47,6	<b>2959</b>	<b>2963</b>	DD 2000-1875	2.17	55,1	.48	12,1

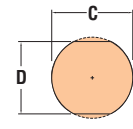
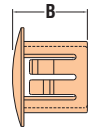
Standard colors black and white. Consult Heyco for other colors.

\*On installation, DP 375 Locking Fingers must be aligned with Mounting Hole Flats.

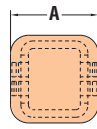
\*\*Smaller than standard Head Diameter, for clearance situations.



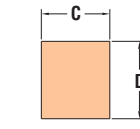
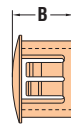
DD Series



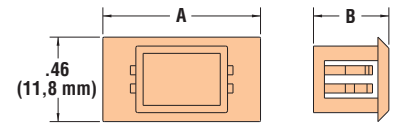
MOUNTING HOLE



RP Series



MOUNTING HOLE



3299, 3388, 3389

## Heyco® Rectangular Blanking & Connector Port Plugs

Multiple Locking Steps for Various Panel Thicknesses

Maximum Thickness	PANEL DIMENSIONS				PART NO.	DESCRIPTION	PART DIMENSIONS				
	Mounting Hole		C				Black	A		B	
in.	mm.	in.	mm.	in.	mm.		Head Dimensions		Overall Height		
							in.	mm.	in.	mm.	
Rectangular Blanking Plugs											
.025	0,64	.964	24,5	.964	24,5	<b>13910</b>	RP 245-245	1.06 x 1.06	26,9 x 26,9		
						<b>13911</b>	RB 245-245*	1.05 x 1.05	26,7 x 26,7	.30	7,6
.04	1,0	.27	6,9	.29	7,4	<b>2512</b>	RP 69-74	.37 x .37	9,4 x 9,4	.33	8,4
.10	2,5	.45	11,5	.51	13,9	<b>1890</b>	RP 115-130	.58 x .58	14,7 x 14,7	.40	10,2
.16	4,0	.69	17,5	.69	17,5	<b>1892</b>	RP 175-175	.83 x .83	21,1 x 21,1	.47	11,9
Connector Port Plugs											
.14	3,5	.37	9,5	.51	13,0	<b>3299</b>	RP 95-130-1	.63	16,0	.41	10,5
						<b>3388</b>	RP 95-130	.87	22,0		
				1.02	26,0	<b>3389</b>	RP 95-260	1.38	35,0		

Standard color black.

\*Bushing version of the above plug.

Material	Nylon 6/6
Certifications	Recognized under the Component Program of Underwriter Laboratories File E51579 (DD only)
Flammability Rating	94V-2
Temperature Range	-40°F (-40°C) to 221°F (105°C)

- Blank unused rectangular panel holes.
- **PN 1890** - UR Recognized under the Component Program of Underwriters' Laboratories File E15331.
- **PN 1892** - UR Recognized under the Component Program of Underwriters' Laboratories File E51579 and CSA Certified by the Canadian Standards Association File 8919.

Quick Specs