



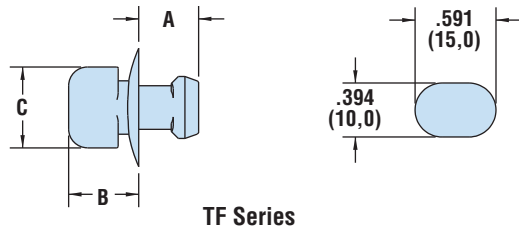
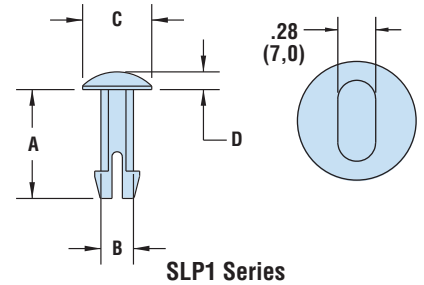
# HEYClip™ Nylon Snap Lock Pins

Assembled Panel Thickness Sequence

MOUNTING HOLE DIA.		PANEL THICKNESS		PART NO. Natural	DESCRIPTION	PART DIMENSIONS							
in.	mm.	in.	mm.			A Length		B Clip Dia.		C Head Dia.		D Head Height	
						in.	mm.	in.	mm.	in.	mm.	in.	mm.
<b>SLP1 Series</b>													
.098	2,5	.177	4,5	<b>12040</b>	SLP1-177	.26	6,6						
		.221	5,6	<b>12041</b>	SLP1-221	.30	7,6						
		.236	6,0	<b>12042</b>	SLP1-236	.31	7,9						
		.245	6,2	<b>12043</b>	SLP1-245	.32	8,1						
		.307	7,8	<b>12044</b>	SLP1-307	.39	9,9						
		.316	8,0	<b>12045</b>	SLP1-316	.40	10,0	.09	2,4	.20	5,1	.05	1,3
		.330	8,4	<b>12046</b>	SLP1-330	.41	10,4						
		.413	10,5	<b>12047</b>	SLP1-413	.49	12,4						
		.638	16,2	<b>12048</b>	SLP1-638	.72	18,3						
		.660	16,8	<b>12049</b>	SLP1-660	.74	18,8						
.701	17,8	<b>12050</b>	SLP1-701	.78	19,8								

Standard color natural. Consult Heyco for black and other colors.

- Used to fix connectors to the printed circuit board prior to wave soldering.



# HEYClip™ Turn Fastener

MOUNTING SLOT DIA.	WILL FIT THESE PANELS ASSEMBLED PANEL THICKNESS				PART NO. Black	DESCRIPTION	PART DIMENSIONS						
	in.	mm.	Min.	Max.			A Length		B Head Height		C Head Length		
		in.	mm.	in.	mm.			in.	mm.	in.	mm.	in.	mm.
<b>TF Series</b>													
.394	10,0	.24	6,0	.28	7,0	<b>9087</b>	TF 394-236	.44	11,1	.51	13,0	.59	15,0

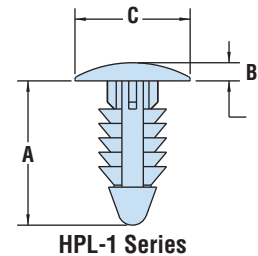
Standard color black.

- For use with combined panel thicknesses between .24" (6,0 mm) and .28" (7,0 mm).
- Part Description Key: TF X-YYY where XXX = Mounting Hole Diameter (inches) and YYY = minimum Panel Thickness (inches)

# HEYClip™ Nylon Pawl Lock

MOUNTING HOLE DIA.	PART NO. Natural	DESCRIPTION	PART DIMENSIONS						
			A Length		B Head Height		C Head Diameter		
in.	mm.		in.	mm.	in.	mm.	in.	mm.	
.250	6,4	<b>10676</b>	HPL - 1	.63	15,9	.08	2,0	.50	12,7

Material	Nylon 6/6
Flammability Rating	94V-2
Temperature Range	-4°F (-18°C) to 185°F (85°C)



Quick Specs