



HEYClip™ Lockit™ Loops and Clips

Standoff Loops - Blind Mount

MAXIMUM BUNDLE DIAMETER		PART NO. Natural	DESCRIPTION	HEIGHT ABOVE PANEL C		MOUNTING HOLE DIAMETER	
in.	mm.			in.	mm.	in.	mm.
BMLL Series For .25" (6,4 mm) Minimum Thickness Panels							
.28	7,0	4052	BMLL 28-19	.19	4,8	.312	7,9
		4053	BMLL 28-50	.50	12,7		
		4260	BMLL 28-75	.75	19,1		
.39	10,0	4056	BMLL 39-19	.19	4,8		
		4057	BMLL 39-50	.50	12,7		
		4261	BMLL 39-75	.75	19,1		
.50	12,5	4175	BMLL 50-19	.19	4,8		
		4176	BMLL 50-50	.50	12,7		
		4177	BMLL 50-75	.75	19,1		
.59	15,0	4180	BMLL 59-19	.19	4,8		
		4181	BMLL 59-50	.50	12,7		
		4182	BMLL 59-75	.75	19,1		

Standard color natural.

Standoff Lockit™ Clips - Arrowhead Mount

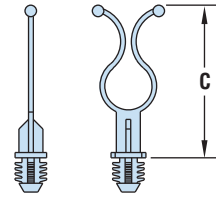
MAXIMUM BUNDLE DIAMETER		PART NO. Natural	DESCRIPTION	HEIGHT ABOVE PANEL C		MOUNTING HOLE DIAMETER		STYLE
in.	mm.			in.	mm.	in.	mm.	
PMLC Series For Panels up to .06" (1,6 mm) thick								
.25	6,4	4185	PMLC 25-19	.19	4,8	.187	4,8	1
		4186	PMLC 25-25	.25	6,4			
		4187	PMLC 25-37	.37	9,5			
		4188	PMLC 25-50	.50	12,7			
		4189	PMLC 25-63	.63	15,9			
		4190	PMLC 25-100	1.00	25,4			
For Panels from .03" (0,8 mm) - .08" (2,0 mm) thick								
.47	11,9	4345	PMLC 50-19	.19	4,8	.187	4,8	2
		4346	PMLC 50-25	.25	6,4			
		4347	PMLC 50-37	.37	9,5			
		4348	PMLC 50-50	.50	12,7			
.73	18,5	4191	PMLC 73-19	.19	4,8	.187	4,8	2
		4192	PMLC 73-25	.25	6,4			
		4193	PMLC 73-37	.37	9,5			
		4194	PMLC 73-50	.50	12,7			
For Panels from .08" (2,0 mm) - .16" (4,0 mm) thick								
.47	11,9	4366	PMLC 50-19-1	.19	4,8	.187	4,8	2
		4367	PMLC 50-25-1	.25	6,4			
		4368	PMLC 50-37-1	.37	9,5			
		4369	PMLC 50-50-1	.50	12,7			
.73	18,5	4195	PMLC 73-19-1	.19	4,8	.187	4,8	2
		4196	PMLC 73-25-1	.25	6,4			
		4197	PMLC 73-37-1	.37	9,5			
		4198	PMLC 73-50-1	.50	12,7			

Standard color natural.

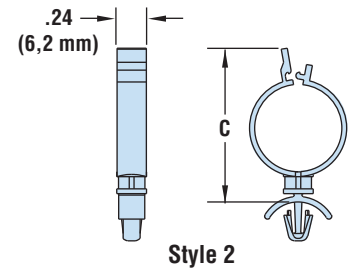
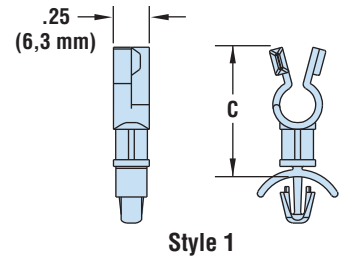
Material	Nylon 6/6
Flammability Rating	94V-2
Temperature Range	32°F (0°C) to 185°F (85°C)



- Part Description Key: BMLL XX-YY, where XX = Maximum Bundle Diameter (inches) and YY = Height Above Panel (inches).



- Locking ends click into place.
- Part Description Key: PMLC XX-YY, where XX = Maximum Bundle Diameter (inches) and YY = Height Above Panel (inches).



Quick Specs