

- Gather and direct single or bundles of cable at low cost.
- **Two orientations:**
 1. Vertical for **Top Entry** and narrow width.
 2. Horizontal for **Side Entry** and low height where clearance is a problem.

- **Two gate types:**
 1. Regular gate secures cables with tension alone.
 2. Latch gate locks cables in place.

- Both types install with fingertip pressure into a 3/16" (4,8 mm) diameter mounting hole.

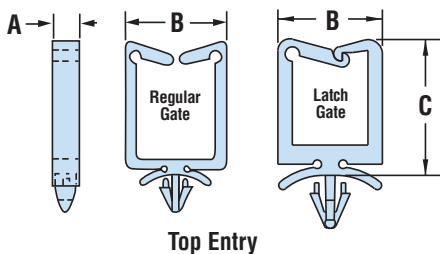
Top Entry: Part Description Key: CH X-Y-Z, where R = Regular Gate, L = Latch Gate, Y = Overall Height (mm), and Z, if present, distinguishes Panel Thickness.

Side Entry: Part Description Key: CH X-Y-Z, where R = Regular Gate, L = Latch Gate Y = Approximate Overall Height (mm), and Z is always 90 indicating a Side Entry part.

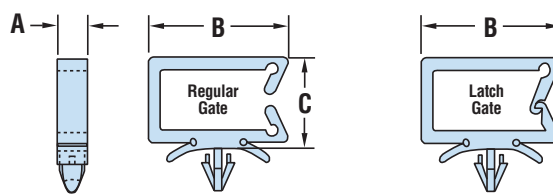
HEYClip™ Cable Holders - Arrowhead Mount

WIRE CAPACITY		PART NO.		DESCRIPTION	OVERALL HEIGHT C		FOOTPRINT A x B		MOUNTING HOLE DIA.				
in.	mm.	Natural	Black		in.	mm.	in.	mm.	in.	mm.			
Top Entry-Regular Gate For Panels up to .047" (1,2 mm) thick													
.80	x .50	20,3	x 12,7	3596	-	CH R-20 *	.77	19,6	.22 x .93	5,5 x 23,6	.187	4,8	NEW!
	x .85		x 21,6	3597	-	CH R-28 *	1.11	28,4					
For panels up to .078" (1,9 mm) thick													
.44	x .19	11,1	x 4,8	3600	3600B	CH R-12	.48	12,2	.22 x .61	5,6 x 15,5	.187	4,8	
	x .38		x 9,7	3605	3605B	CH R-18	.72	18,2					
	x .74		x 18,8	3610	3610B	CH R-27	1.06	27,0					
	x 1.05		x 26,7	3615	3615B	CH R-35	1.38	35,0					
For Panels up to .125" (3,2 mm) thick													
.44	x .19	11,1	x 4,8	3601	3601B	CH R-13-3	.51	13,0	.22 x .61	5,6 x 15,5	.187	4,8	NEW!
	x .38		x 9,7	3606	3606B	CH R-18-3	.71	18,0					
	x .74		x 18,8	3611	3611B	CH R-27-3	1.06	26,9					
	x 1.05		x 26,7	3616	3616B	CH R-35-3	1.37	34,8					
Top Entry-Latch Gate For Panels up to .078" (1,9 mm) thick													
.44	x .14	11,1	x 3,6	3620	3620B	CH L-12	.48	12,2	.22 x .61	5,6 x 15,5	.187	4,8	
	x .33		x 8,4	3625	3625B	CH L-18	.72	18,3					
	x .69		x 17,5	3630	3630B	CH L-27	1.07	27,2					
	x 1.00		x 25,4	3635	3635B	CH L-35	1.39	35,3					
For Panels up to .125" (3,2 mm) thick													
.44	x .14	11,1	x 3,6	3602	3602B	CH L-13-3	.51	13,0	.22 x .61	5,6 x 15,5	.187	4,8	NEW!
	x .33		x 8,4	3607	3607B	CH L-18-3	.71	18,0					
	x .69		x 17,5	3612	3612B	CH L-27-3	1.06	27,0					
	x 1.00		x 25,4	3617	3617B	CH L-35-3	1.38	35,0					
Side Entry-Regular Gate For Panels up to .063" (1,6 mm) thick													
.19	x .42	4,8	x 10,7	3618	-	CH R-11-90	.42	10,7	.22 x .54	5,6 x 13,6	.187	4,8	NEW!
For Panels up to .090" (2,3mm) thick													
.44	x .75	11,1	x 19,1	3652	3652B	CH R-27-90	.62	15,9	.22 x 1.00	5,6 x 25,4	.187	4,8	
	x 1.06		x 26,9	3667	3667B	CH R-35-90	.62	15,9					
Side Entry-Latch Gate For Panels up to .090" (2,3 mm) thick													
.44	x .72	11,1	x 18,3	3697	3697B	CH L-27-90	.66	16,7	.22 x 1.00	5,6 x 25,4	.187	4,8	
	x 1.03		x 26,2	3712	3712B	CH L-35-90	.66	16,7					

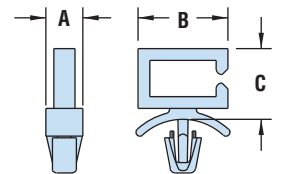
Standard colors natural and black, except as noted. Flame retardant UL 94V-0 material available, consult Heyco.
 * Part Nos. **3596** and **3597** are of relatively wide construction.



Top Entry



Side Entry



Part No. 3618

Quick Specs

Material	Nylon 6/6
Certifications	UL Recognized under UL File E54523 (Top Entry parts only)
Flammability Rating	94V-2
Temperature Range	32°F (0°C) to 185°F (85°C)