

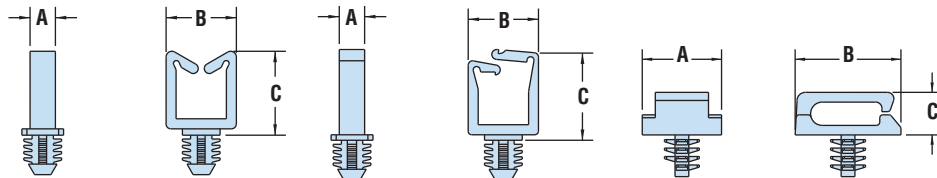


HEYClip™ Cable Holders - Blind Head Mount

For .250" (6,4 mm) *Minimum* Thickness Panels

WIRE CAPACITY		PART NO.	DESCRIPTION	OVERALL HEIGHT C		FOOTPRINT A x B		MOUNTING HOLE DIA.		
in.	mm.			in.	mm.	in.	mm.	in.	mm.	
Top Entry - Regular Gate										
.44	x .19	11,1	4202	CH RB-13	.51	13,0	.22 x .61	5,6 x 15,5	.312	7,9
	x .38		4203	CH RB-18	.71	18,0				
	x .74		4204	CH RB-27	1.06	26,9				
	x 1.05		4205	CH RB-35	1.37	34,8				
Top Entry - Latch Gate										
.44	x .14	11,1	4206	CH LB-13	.51	13,0	.22 x .61	5,6 x 15,5	.312	7,9
	x .33		4207	CH LB-18	.71	18,0				
	x .69		4208	CH LB-27	1.06	27,0				
	x 1.00		4209	CH LB-35	1.38	35,0				
Side Entry - Regular Gate*										
.11	x .33	2,8	4220	CH RB-13-90	.20	5,1	.37 X .50	9,5 X 12,7	.157	4,0
	x .49		4221	CH RB-17-90	.20	5,1	.37 X .67	9,5 X 17,0		

Standard color natural. Flame retardant UL 94V-0 material available, consult Heyco. *For Panel thickness up to .161" (4,1 mm)



Top Entry Regular Gate

Top Entry Latch Gate

Side Entry Regular Gate

- Gather and route cables.
- Part Description Key: CH RB-X, where X = Overall Height (mm).

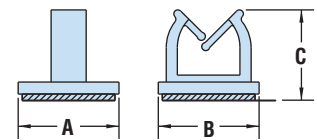


- Gather and direct single or bundles of cable.
- Apply to a clean, dry surface.
- Adhesive backing on part has tab for easy removal.
- Part Description Key: CH RA-X, where X = Overall Height (mm).
- Feature convenient peel away tab (or something like that - should agree with other AB parts).
- Part Description Key: CH RA-X, where X = Overall Height (mm).

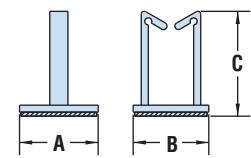
HEYClip™ Cable Holders - Adhesive Back Mount

WIRE CAPACITY		PART NO.	DESCRIPTION	OVERALL HEIGHT C		FOOTPRINT A x B		STYLE
in.	mm.			in.	mm.	in.	mm.	
CH RA Series								
.17	x .12	4271	CH RA-72	.28	7,2	.37X.37	9,5 X 9,5	4
.18	x .04	4212	CH RA-65	.26	6,5	.37 x .37	9,4 x 9,4	
	x .11	4213	CH RA-83	.33	8,3			
.25	x .13	4214	CH RA-102	.40	10,2	.50 x .50	12,7 x 12,7	1
.31	x .16	4215	CH RA-119	.47	11,9			
.35	x .24	4216	CH RA-141	.56	14,1			
	x .31	4217	CH RA-157	.62	15,7			
	x .19	3603	CH RA-122	.47	11,9	.76 x .74	19,3 x 18,8	2
.45	x .38	3608	CH RA-172	.68	17,2			
	x .75	3613	CH RA-267	1.05	26,7			
.29	x .25	3614	CH RA-121	.48	12,1	.50 x 1.00	12,7 x 25,4	3

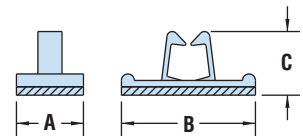
Standard color natural. Flame retardant UL 94V-0 material available, consult Heyco.



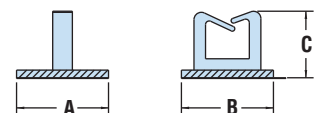
Style 1



Style 2



Style 3



Style 4

Material	Nylon 6/6
Flammability Rating	94V-2
Temperature Range	32°F (0°C) to 185°F (85°C)