


SPECIALTY HINGES



Our heavy-duty latch hinge line is available in standard assembly, and with an optional pin hold back feature (-HB) to lock pin in the retracted position for easier assembly and quick removal of doors.

HEAVY DUTY LATCH HINGES


Part No.	Material	Finish	Thickness	A	B	C	D
9296LH-02	Steel	Zinc	.125	2.00	.375	1.12	1.25
9296LH-02-HB**	Steel	Zinc	.125	2.00	.375	1.12	1.25
9296LH-32	Stainless	None	.125	2.00	.375	1.12	1.25
9296LH-32-HB**	Stainless	None	.125	2.00	.375	1.12	1.25
9296RH-02	Steel	Zinc	.125	2.00	.375	1.12	1.25
9296RH-02-HB**	Steel	Zinc	.125	2.00	.375	1.12	1.25
9296RH-32	Stainless	None	.125	2.00	.375	1.12	1.25
9296RH-32-HB**	Stainless	None	.125	2.00	.375	1.12	1.25
9297LH-02	Steel	Zinc	.187	3.00	.50	1.25	1.50
9297LH-02-HB**	Steel	Zinc	.187	3.00	.50	1.25	1.50
9297LH-32	Stainless	None	.187	3.00	.50	1.25	1.50
9297LH-32-HB**	Stainless	None	.187	3.00	.50	1.25	1.50
9297RH-02	Steel	Zinc	.187	3.00	.50	1.25	1.50
9297RH-02-HB**	Steel	Zinc	.187	3.00	.50	1.25	1.50
9297RH-32	Stainless	None	.187	3.00	.50	1.25	1.50
9297RH-32-HB**	Stainless	None	.187	3.00	.50	1.25	1.50




Doors come right off with Guden's un-hinge. It is a quick-release hinge that can be mounted in any position and requires no tools. An easy squeeze of the knurled knobs retracts the spring-loaded pins from the knuckles to release the leaves. Precise manufacturing standards eliminate excess side and end play for minimum door movement.

UN-HINGES - STAINLESS STEEL

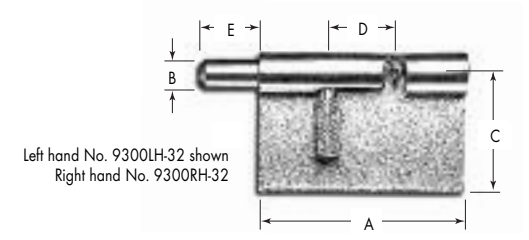
Part No.	Thickness	A	B	C	D	E	Holes
9201-32	.050	4.00	.250	1.00	.41	.37	No
H9201-32*	.050	4.00	.250	1.00	.41	.37	Yes
9202-32	.050	4.00	N/A	1.00	N/A	.37	No
H9202-32*	.050	4.00	N/A	1.00	N/A	.37	Yes
9300LH-32	.050	1.75	.250	1.00	.53	.50	No
H9300LH-32*	.050	1.75	.250	1.00	.53	.50	Yes
9300RH-32	.050	1.75	.250	1.00	.53	.50	No
H9300RH-32*	.050	1.75	.250	1.00	.53	.50	Yes



No. 9201-32 Un-Hinge shown



No. 9202-32 Un-Hinge shown



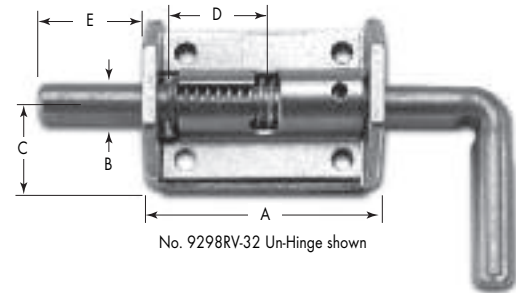
Left hand No. 9300LH-32 shown
Right hand No. 9300RH-32

* Supplied from stock with 3 pre-punched .128 diameter holes.
** Supplied with pin hold back feature.



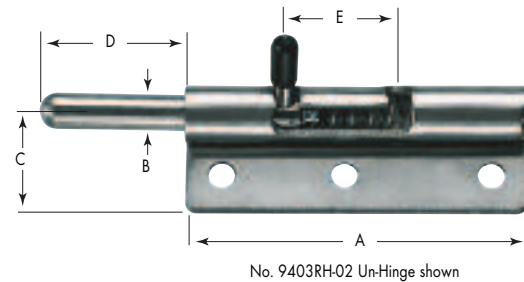
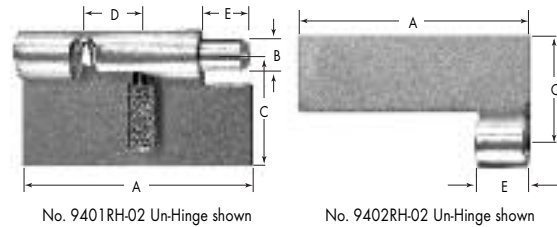
UN-HINGES - STAINLESS STEEL (cont.)

Part No.	Thickness	A	B	C	D	E	Holes
9401LH-32	.050	1.75	.250	1.00	.41	.37	No
H9401LH-32*	.050	1.75	.250	1.00	.41	.37	Yes
9401RH-32	.050	1.75	.250	1.00	.41	.37	No
H9401RH-32*	.050	1.75	.250	1.00	.41	.37	Yes
9402LH-32	.050	1.75	N/A	1.00	N/A	.37	No
H9402LH-32*	.050	1.75	N/A	1.00	N/A	.37	Yes
9402RH-32	.050	1.75	N/A	1.00	N/A	.37	No
H9402RH-32*	.050	1.75	N/A	1.00	N/A	.37	Yes
9298RV-32	.180	2.89	.50	1.00	1.25	1.33	Yes



UN-HINGES - STEEL ZINC PLATED

Part No.	Thickness	A	B	C	D	E	Holes
9401LH-02	.050	1.75	.250	1.00	.41	.37	No
H9401LH-02*	.050	1.75	.250	1.00	.41	.37	Yes
9401RH-02	.050	1.75	.250	1.00	.41	.37	No
H9401RH-02*	.050	1.75	.250	1.00	.41	.37	Yes
9402LH-02	.050	1.75	N/A	1.00	N/A	.37	No
H9402LH-02*	.050	1.75	N/A	1.00	N/A	.37	Yes
9402RH-02	.050	1.75	N/A	1.00	N/A	.37	No
H9402RH-02*	.050	1.75	N/A	1.00	N/A	.37	Yes
9403LH-02**	.090	3.50	.365	1.00	1.125	1.50	No
H9403LH-02**	.090	3.50	.365	1.00	1.125	1.50	Yes
9403RH-02**	.090	3.50	.365	1.00	1.125	1.50	No
H9403RH-02**	.090	3.50	.365	1.00	1.125	1.50	Yes
9403BP-02***	.060	3.50	N/A	.75	N/A	N/A	Yes



For sizing and mounting information, please see our website at www.guden.com, and look for our invisible hinge calculator in the invisible hinge section. Many other sizes and finishes are available for quick shipment. Contact our customer service department for pricing and availability.

INVISIBLE HINGES

Part No.	Length	Finish
114	1.50	04, 26D
205	2.375	04, 26D
314	1.50	04, 26D



* Supplied from stock with 2 pre-punched .128 diameter holes.

** Supplied with black vinyl pin handle cap.

*** Mounting backplate

