


## SPECIALTY HINGES

Hold doors open or closed with Guden spring hinges. Butts are carried in stock for either surface or concealed mounting in several sizes, materials and finishes. Custom continuous and butt spring hinges are made to your individual specifications. **For more detailed information about dimensions and torques, see our accompanying Spring Hinge Design Form.**

### SPRING HINGES - NO HOLES


Part No.	Open Length	Width	Thickness	Pin	Material	Finish	Normal Loading
NHPS1114	1.25	.75	.025	.062	Steel	None	Open
NHSTS1114	1.25	.75	.025	.062	Stainless	None	Open
NHPS1115	1.25	.75	.025	.062	Steel	None	Closed
NHSTS1115	1.25	.75	.025	.062	Stainless	None	Closed
NHPS1116	1.75	1.50	.035	.086	Steel	None	Open
NHSTS1116	1.75	1.50	.035	.086	Stainless	None	Open
NHPS1117	2.18	1.25	.050	.115	Steel	None	Open
NHSTS1117	2.18	1.25	.050	.115	Stainless	None	Open
NHPS1120	3.50	1.50	.040	.091	Steel	None	Open
NHSTS1120	3.50	1.50	.040	.091	Stainless	None	Open
NHPS1121	3.50	1.50	.040	.091	Steel	None	Close
NHSTS1121	3.50	1.50	.040	.091	Stainless	None	Close
NHPS1122	5.00	2.00	.050	.120	Steel	None	Open
NHSTS1122	5.00	2.00	.050	.120	Stainless	None	Open
NHPS1123	5.00	2.00	.050	.120	Steel	None	Close
NHSTS1123	5.00	2.00	.050	.120	Stainless	None	Close



Spring loaded to open shown; for spring loaded to close versions, spring legs are on the opposite sides of the leaves

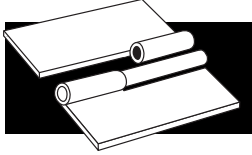
**SPRING HINGES—WITH HOLES**

Part No.	Open Length	Width	Thickness	Pin	Material	Finish	Normal Loading
1114-02	1.25	.75	.025	.062	Steel	Zinc	Open
STS1114	1.25	.75	.025	.062	Stainless	None	Open
1116-02	1.75	1.50	.035	.086	Steel	Zinc	Open
STS1116	1.75	1.50	.035	.082	Stainless	None	Open
1117-02	2.18	1.25	.050	.115	Steel	Zinc	Open
STS1117	2.18	1.25	.050	.115	Stainless	None	Open
1643-02	2.00	1.00	.040	.091	Steel †	Zinc	Open
1644-02	2.00	1.00	.040	.091	Steel †	Zinc	Closed
STS1644035	2.00	1.00	.035	.091	Stainless**	None	Closed
STS1643025	2.00	1.00	.035	.091	Stainless*	None	Open
STS1643035	2.00	1.00	.035	.091	Stainless**	None	Open
PS1120-02	3.50	1.50	.040	.091	Steel	Zinc	Open
STS1120	3.50	1.50	.040	.091	Stainless	None	Open
PS1121-02	3.50	1.50	.040	.091	Steel	Zinc	Close
STS1121	3.50	1.50	.040	.091	Stainless	None	Close
PS1122-02	5.00	2.00	.050	.120	Steel	Zinc	Open
STS1122	5.00	2.00	.050	.120	Stainless	None	Open
PS1123-02	5.00	2.00	.050	.120	Steel	Zinc	Close
STS1123	5.00	2.00	.050	.120	Stainless	None	Close



\* .025 spring wire diameter.  
\*\* .035 spring wire diameter.

† Supplied with brass pin.



## SPECIALTY HINGES

Our new spring hinges provide higher spring tensions using both thicker and multiple springs. The .060" thick leaves are heavier, and offered in steel or stainless, with or without holes. All the hinges are assembled with a .050" or .055" wire spring for more strength; the 5.375" and 8.75" versions are assembled with two springs to handle heavy-duty applications. Prototypes are available to qualified customers.



### SPRING HINGES - WITH HOLES

Part No.	Open Length	Width	Thickness	Pin	Material	Finish	Normal Loading
WHPS1124	3.25	1.50	.060	.055	Steel	None	Open
WHPS1125	3.25	1.50	.060	.055	Steel	None	Closed
WHSTS1124	3.25	1.50	.060	.055	Stainless	None	Open
WHSTS1125	3.25	1.50	.060	.055	Stainless	None	Closed



### SPRING HINGES - NO HOLES

Part No.	Open Length	Width	Thickness	Pin	Material	Finish	Normal Loading
NHPS1124	3.25	1.50	.060	.055	Steel	None	Open
NHPS1125	3.25	1.50	.060	.055	Steel	None	Closed
NHSTS1124	3.25	1.50	.060	.055	Stainless	None	Open
NHSTS1125	3.25	1.50	.060	.055	Stainless	None	Closed



### SPRING HINGES - NO HOLES

Part No.	Open Length	Width	Thickness	Pin	Material	Finish	Normal Loading
NHPS1126	5.375	1.50	.060	.055	Steel	None	Open
NHPS1127	5.375	1.50	.060	.055	Steel	None	Closed
NHSTS1126	5.375	1.50	.060	.055	Stainless	None	Open
NHSTS1127	5.375	1.50	.060	.055	Stainless	None	Closed






**SPRING HINGES - WITH HOLES**

Part No.	Open Length	Width	Thickness	Pin	Material	Finish	Normal Loading
WHPS1126	5.375	1.50	.050	.055	Steel	None	Open
WHPS1127	5.375	1.50	.050	.055	Steel	None	Closed
WHSTS1126	5.375	1.50	.050	.055	Stainless	None	Open
WHSTS1127	5.375	1.50	.050	.055	Stainless	None	Closed



**SPRING HINGES - NO HOLES**

Part No.	Open Length	Width	Thickness	Pin	Material	Finish	Normal Loading
NHPS1128	8.75	1.50	.050	.090	Steel	None	Open
NHPS1129	8.75	1.50	.050	.090	Steel	None	Closed
NHSTS1128	8.75	1.50	.050	.090	Stainless	None	Open
NHSTS1129	8.75	1.50	.050	.090	Stainless	None	Closed



**SPRING HINGES - WITH HOLES**

Part No.	Open Length	Width	Thickness	Pin	Material	Finish	Normal Loading
WHPS1128	8.75	1.50	.050	.090	Steel	None	Open
WHPS1129	8.75	1.50	.050	.090	Steel	None	Closed
WHSTS1128	8.75	1.50	.050	.090	Stainless	None	Open
WHSTS1129	8.75	1.50	.050	.090	Stainless	None	Closed