




Blind Press Nuts

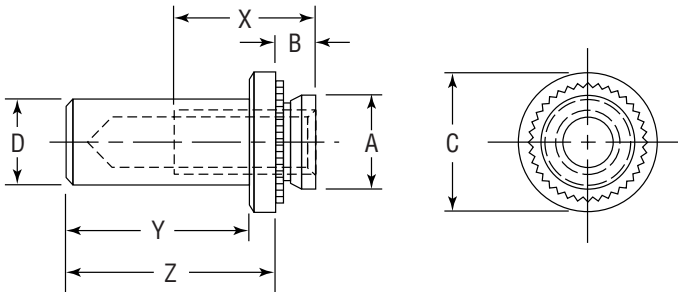
Series CFB & CFBS



CFB & CFBS blind, sealed-thread, press nuts are designed to provide extended thread lengths in thin sheet metal. Press nuts provide a seal against the entrance of dirt, oils, moisture, and corrosive atmospheres. They are usually more economical to use than nut and screw-type hardware that require elaborate seals and special assembly procedures.

Series	Material	Finish
CFB	Heat-treated Carbon Steel	Zinc* Clear
CFBS	300 Series Stainless Steel	Passivated ASTM A967

*See Finish Spec. on Page 6.



Thread: Internal 2B, ANSI B1.1 (6H, ANSI/ASME B1.13M).

Use In: CFB – Materials with HRB-80 or less.
CFBS – Materials with HRB-70 or less.

Dimensions & Specifications

Thread Size	Part Number		Barrel Dia. D	Min.	Max.	Shank Dia. A	Y	B	C	Z	X
	Carbon Steel	Stainless Steel									
INCH (in.)	#4-40	CFB440-1	.150	.040	.166	.165	.335	.038	.25	.38	.19
		CFBS440-1		.056							
	#6-32	CFB632-1	.169	.040	.1875	.187	.335	.038	.28	.38	.22
		CFBS632-1		.056							
	#8-32	CFB832-1	.204	.040	.213	.212	.385	.038	.31	.44	.27
CFBS832-1		.056		.28							
#10-32	CFB1032-1	.235	.040		.250	.249	.385	.038	.34	.44	.28
	CFBS1032-1		.056	.31							
1/4-20	CFB420-1	.305	.056		.344	.343	.500	.054	.43	.56	.34
	CFBS420-1		.090	.28							
METRIC (mm)	M3 x 0.5	CFBM3-1	3.84		1.0	4.25	4.20	8.5	.97	6.35	9.6
		CFBSM3-1		1.4	5.3						
	M4 x 0.7	CFBM4-1	5.2	1.0		5.41	5.38	9.8	.97	7.95	11.2
		CFBSM4-1		1.4	7.1						
	M5 x 0.8	CFBM5-1	6.02	1.0		6.35	6.33	9.8	.97	8.75	11.2
		CFBSM5-1		1.4	7.1						
	M6 x 1.0	CFBM6-1	7.8	1.4		8.73	8.72	12.7	1.38	11.10	14.3
		CFBSM6-1		2.3	7.8						





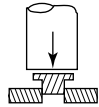

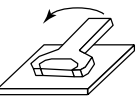
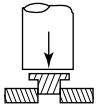

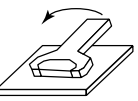
Blind Press Nuts

Series CFB & CFBS



Continued from previous page.

Installation & Performance Data

				Cold-rolled Steel			5052-H34 Aluminum		
Thread Size	Shank Code	Min.							
			Installation Force (lbs.)	Pushout (lbs.)	Torque-out (in.-lbs.)	Installation Force (lbs.)	Pushout (lbs.)	Torque-out (in.-lbs.)	
INCH (in.)	#4-40	-1	.040	2500	125	13	1600	90	10
		-2	.056	3500	230	18	2000	170	13
	#6-32	-1	.040	3000	130	18	1800	95	17
		-2	.056	4000	260	28	2800	190	22
	#8-32	-1	.040	3500	135	30	2000	105	23
		-2	.036	5000	285	45	3000	220	35
#10-32	-1	.040	4000	140	35	2100	110	32	
	-2	.056	5000	250	60	3500	190	50	
1/4-20	-1	.056	6000	400	105	4000	315	90	
	-2	.090							
				Cold-rolled Steel			5052-H34 Aluminum		
Thread Size	Shank Code	Min.	Installation Force (kN)	Pushout (N)	Torque-out (N•m)	Installation Force (kN)	Pushout (N)	Torque-out (N•m)	
			Installation Force (kN)	Pushout (N)	Torque-out (N•m)	Installation Force (kN)	Pushout (N)	Torque-out (N•m)	
METRIC (mm)	M3	-1	1	11.1	550	1.5	7.1	400	1.15
		-2	1.4	14	1010	2.05	9	750	1.47
	M4	-1	1	15.6	600	3.4	8.9	470	2.6
		-2	1.4	20	1250	5.1	12.5	970	4
	M5	-1	1	17.8	620	4	9.3	480	3.6
		-2	1.4	25	1112	6.8	14	845	5.7
	M6	-1	1.4	25.7	1760	11.9	17.8	1400	10.2
		-2	2.3						

